



Measurements and analysis of reverberation, target echo and clutter

*FY06 Annual Report for Office of Naval Research Awards
N00014-06-1-0830 and N00014-03-1-0420*

Dale D. Ellis

Prepared for:

*US Office of Naval Research
875 North Randolph Street, Suite 1425, Code 321 OA
Arlington, Virginia 22203-1995, USA*

This publication is protected copyright. Any publication, use or release of this document is strictly prohibited without the expressed permission of Defence R&D Canada and US Office of Naval Research.

Defence R&D Canada warrants that the work was performed in a professional manner conforming to generally accepted practices for scientific research and development.

This report is not a statement of endorsement by the Department of National Defence or the Government of Canada.

Defence R&D Canada – Atlantic

External Client Report
DRDC Atlantic ECR 2006-212
March 2007

This page intentionally left blank.

Measurements and analysis of reverberation, target echo, and clutter

*FY06 Annual Report for Office of Naval Research Awards
N00014-06-1-0830 and N00014-03-1-0420*

Dale D. Ellis

Prepared for:
US Office of Naval Research
875 North Randolph Street, Suite 1425, Code 321 OA
Arlington, VA 22203-1995, USA

This publication is protected by copyright. Any publication, use or release of this document is strictly prohibited without the expressed permission of Defence R&D Canada and US Office of Naval Research.

Defence R&D Canada warrants that the work was performed in a professional manner conforming to generally accepted practices for scientific research and development.

This report is not a statement of endorsement by the Department of National Defence or the Government of Canada.


Defence R&D Canada – Atlantic

External Client Report

DRDC Atlantic ECR 2006-212


March 2007

Principal Author



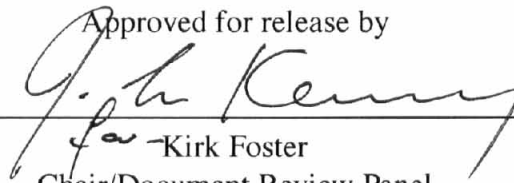
Dale D. Ellis

Approved by



Neil Sponagle
Head/Underwater Sensing

Approved for release by



Kirk Foster
Chair/Document Review Panel

© Her Majesty the Queen in Right of Canada as represented by the Minister of National Defence, 2007

© Sa Majesté la Reine (en droit du Canada), telle que représentée par le ministre de la Défense nationale, 2007

Table of contents

Table of contents	i
List of figures	ii
1 LONG-TERM GOALS	1
2 OBJECTIVES	1
3 APPROACH	1
4 WORK COMPLETED	2
5 RESULTS	2
5.1 Effect of directional sensors	2
5.2 Target echo and signal excess modelling	4
6 IMPACT/APPLICATIONS	5
7 RELATED PROJECTS	5
8 PUBLICATIONS	5
References	6
Annex A: Statistics file	9

List of figures

Figure 1:	Polar plots of beam patterns	3
Figure 2:	Effective beam patterns for a $44\text{-}\lambda$ array	3
Figure 3:	Reverberation predictions	4
Figure 4:	Comparison of target echo model with echoes	5

Measurements and Analysis of Reverberation, Target Echo, and Clutter

Dale D. Ellis

DRDC Atlantic, P. O. Box 1012, Dartmouth, NS, Canada B2Y 3Z7
phone: (902)426-3100 ext 104 fax: (902)426-9654 email: dale.ellis@drdc-rddc.gc.ca

Grant Numbers: N000140610830, N000140310420
http://www.onr.navy.mil/sci_tech/32/321/ocean_acoustics.asp

LONG-TERM GOALS

The long-term goal of this work is to better understand and model reverberation and clutter in shallow water environments, and to develop techniques for Rapid Environmental Assessment (REA) and environmentally adaptive sonar.

OBJECTIVES

The current project is a continuation of a joint collaboration (N000140310420) between Defence Research & Development Canada – Atlantic (DRDC Atlantic) and the Applied Research Laboratory of Penn State University (ARL/PSU) to analyze and model reverberation, target echo, and clutter data in shallow water. It allows the PI to spend approximately three months each year at ARL/PSU. The collaboration leverages programs in Canada, US, and a joint research project with the NATO Undersea Research Centre (NURC). The primary effort is analysis and interpretation of data, together with development and validation of improved modeling algorithms. One focus is the performance of directional sensors in towed arrays. A fast shallow water sonar model that includes target echo and clutter is being developed and validated. Experiments will be proposed for the 2007 clutter experiment with NURC, and the data analyzed.

APPROACH

The PI spends three months per year at ARL/PSU, conducting joint research primarily with Drs. John Preston and Charles Holland. Additional collaboration takes place throughout the year in their own institutions. DRDC Atlantic generally funds Dr. Preston for two weeks of research in Canada. The main objective is to analyze, model, and interpret data received on towed arrays during reverberation and clutter sea trials. The primary outputs of the collaboration are manuscripts for joint publications in refereed journals. Secondary outputs are improved models and algorithms.

This project emphasizes examination and interpretation of data from several towed arrays with directional elements – specifically the NURC and ONR cardioid arrays with triplet elements and the DRDC DASM (Directional Array Sensor Module) array with omni/dipole sensors. Models are being extended to compare the performance of these arrays. Data from the Boundary 04 and BASE '04 sea trials are being analyzed along the lines of previous experiments [Preston/Ellis, 1999, 2001; Hines et al., 2001; Preston et al., 2004; Holland et al., 2005]. Experiments will be designed for the 2007 joint

US/Canada/NURC Wideband LFAS Clutter Characterization Experiment in the Mediterranean, and the results analyzed.

As part of the analysis, a fast shallow-water reverberation model [Ellis, 1995] based on normal modes [Ellis, 1985] is being extended to a fast shallow-water “sonar” model that includes target echo [Ellis et al., 1997] and feature scattering. Like the reverberation model, it will be computationally-efficient and include the 3-D effects of towed array beam patterns [Ellis, 1991], signal excess, and time-spreading in order to compare with experimental measurements. The objective is to quantitatively invert, not just for bottom loss and scattering [Ellis and Gerstoft, 1996; Ellis et al., 1997; Preston 2001, 2002], but for the strength of various clutter features. The model will also be validated against more computationally-intensive “physics-based” models developed by other researchers.

WORK COMPLETED

Two manuscripts from previous years collaboration on the 2000-2003 Boundary Interaction Joint Research Project were published in the IEEE Special Issue on Interaction of Low- to Mid-Frequency Sound with the Ocean Bottom [Preston et al., 2005; Holland et al., 2005].

A comparison was made between the effect of cardioid sensors versus limaçon sensors on reverberation received on a towed array [Ellis, 2006]. Some highlights are shown in the “Results” section below.

The fast normal mode reverberation model (NOGRP) was extended (and renamed Rosella) to include beam patterns and to handle target echo and signal excess calculations. Initial comparison was made with towed array reverberation and feature-scattering data obtained in the Boundary 04 / BASE '04 sea trial in the Mediterranean [Ellis and Pecknold, 2006]. Some highlights are shown in the “Results” section below.

Initial work was done in extending the normal-mode reverberation model to handle scattering from a basement interface, and make comparisons with an energy flux model.

During Dr. Preston’s visit to DRDC Atlantic in August 2006, a version of the fast normal-mode approach was implemented using the ORCA normal-mode model together with Matlab scripts for the reverberation calculations. Comparisons were made with NOGRP/Rosella and the Generic Sonar Model [Weinberg, 1984] for a few simple test cases. More comparisons will be made, and results presented at the ONR Reverberation Modeling Workshop in Austin in November 2006.

RESULTS

Effect of directional sensors

An investigation was made on the reduction of reverberation by arrays of directional sensors [Ellis, 2006]. Figure 1 shows polar plots of the various beam pattern responses in the horizontal plane, for a ~15-wavelength array. In the left plot the linear array has equal response (blue solid) at 60° and 300°; when multiplied by the broadside cardioid (green dash-dot line), the combined response (red dashed line) has a much reduced response at 300°, which is only obvious on a dB plot (middle). In the right plot, the linear array has equal response (blue solid) at 30° and 330°, the normalized limaçon response

(green dash-dot line) has a null at 330° and the multiplied response (red dashed line) has a single lobe at 30° . Even on a dB plot (not illustrated), the limaçon shows no ambiguous beam.

The limaçon beamforming can be easily implemented with omni/dipole sensors as used in the DRDC DASM array. It is not obvious that the triplet sensors in cardioid arrays can be used to produce a null in the ambiguous beam over a significant bandwidth.

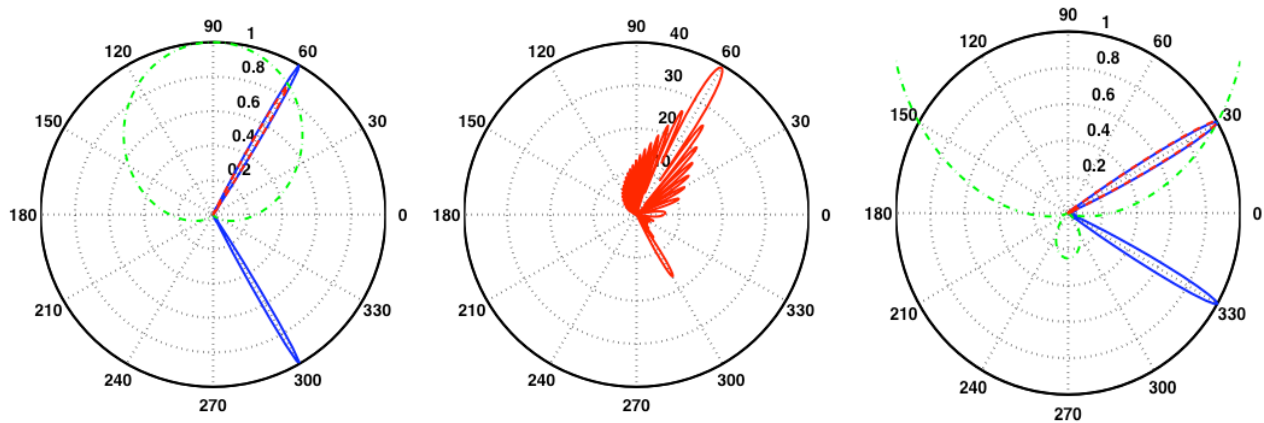


Fig. 1. Polar plots: (left) including cardioid response; (middle) normalized response as a dB plot; (right) including limaçon response.

Figure 2 compares the effective reverberation response of arrays with omnidirectional elements with arrays of cardioid and limaçon sensors. At broadside (left graph) the cardioid and limaçon are identical, and lower than the response for omnidirectional elements. Note that there is not a uniform 3 dB difference as one might naively expect from perfect left/right discrimination; the effective beam pattern is flatter (as a function of vertical angle) for the cardioid/limaçon. If one is using the broadside beam for inversion, it will be important to use the correct effective beam pattern, or else the differences will be attributed to the bottom loss (and result in misleading geoacoustic estimates). Away from broadside (right graph), the cardioid and limaçon arrays produce different results, with the limaçon producing lower reverberation response over most of the angles, and a much flatter response over the vertical angles of interest between the “cusps” ($\pm 30^\circ$, for a beam 60° from broadside).

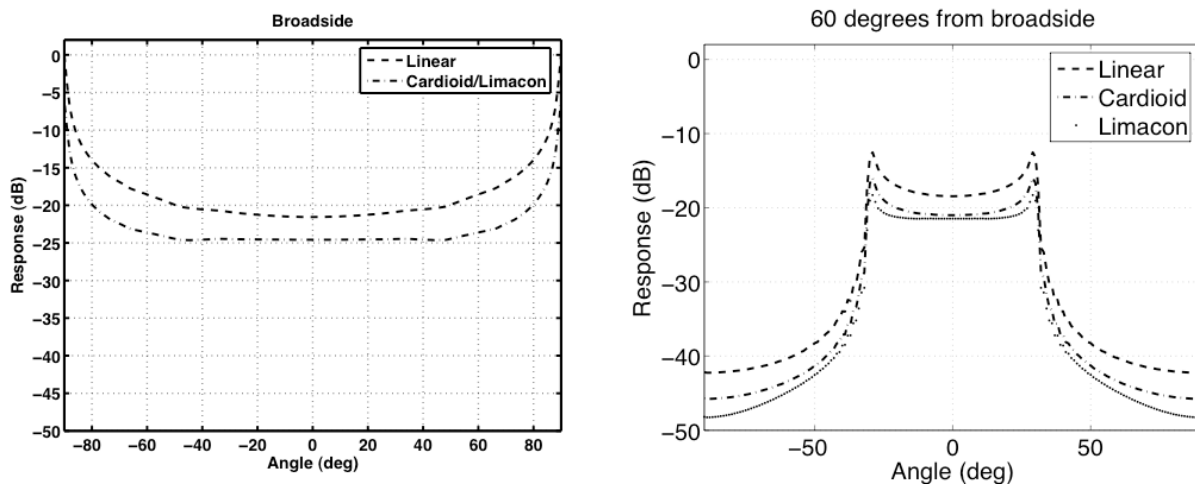


Fig. 2. Effective beam patterns for a $44\text{-}\lambda$ array: (left) broadside; (right) 60° from broadside.

Figure 3 shows corresponding reverberation response, using the beam patterns of Fig. 2. As one would have anticipated from Fig. 2, at broadside (left graph) the linear array provides over 20 dB reduction of the reverberation compared to a single omnidirectional sensor; the cardioid/limaçon sensors provide about another 3 dB reverberation reduction. Note, even 60° from broadside (right graph) the limaçon sensors, compared to the cardioid sensors, produce only a small additional reduction of reverberation, Figure 1 indicated that limaçon sensors will be much more effective at reducing clutter on the ambiguous beam, but this has not yet been quantified; the Rosella target echo model could be readily adapted to investigate this.

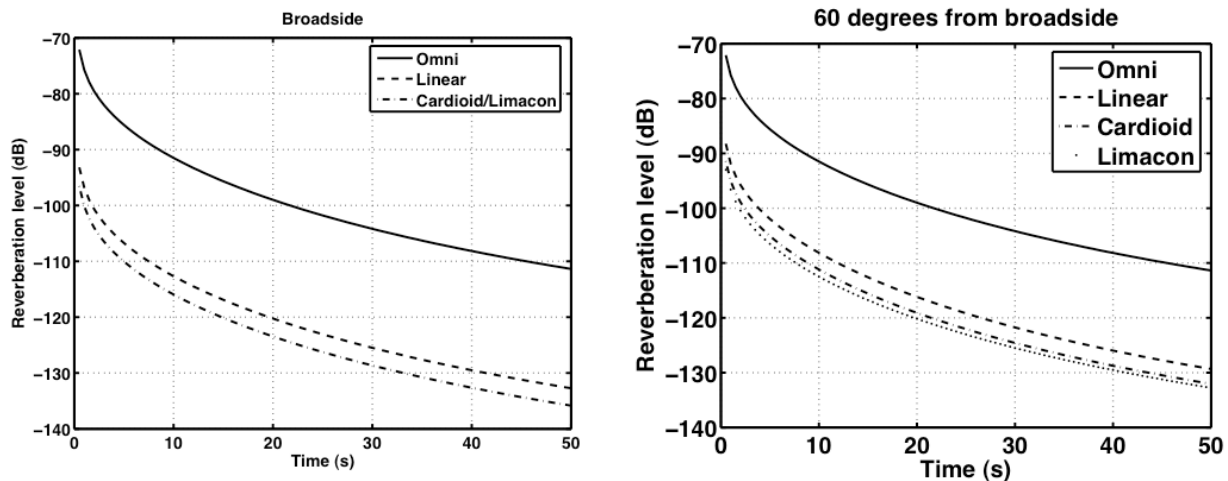


Fig. 3. Reverberation predictions: (left) omni and broadside beams; (right) omni and beams 60° from broadside.

Target echo and signal excess modeling

The normal mode reverberation model was extended to handle beam patterns, target echo, and signal excess calculations. First, the reverberation data on quiet beam – no shipping noise, no major scattering features – was fitted by the model to estimate the scattering strength and bottom reflection loss. Then, the resulting geoacoustic properties were used in the target model to predict the target echo. Figure 4 shows predictions from the Rosella model compared with data taken in the Boundary / BASE '04 sea trials in the Mediterranean [Ellis and Pecknold, 2006]. In the left graph, the target strength of Campo Vega (at 18 s) and oil tender (at 20 s) was estimated from our model predictions to be ~36 dB. In the right graph the target strength of two BBN reflectors [Malme, 1994] (at 10 and 11 s) was fitted from our predictions to be 19 dB. Our estimated BBN target strength is about 7 dB higher than expected from the specification sheet (for a 30 m air-filled hose). The difference could be due to vertical directivity pattern of the BBN hose, 3 to 4 dB errors in the estimated transmission loss, but more validation of the model needs to be done as well.

If the target echo model can be validated, this could be a useful method for estimating the target strength of clutter features – and even submarines – in multipath shallow water environments.

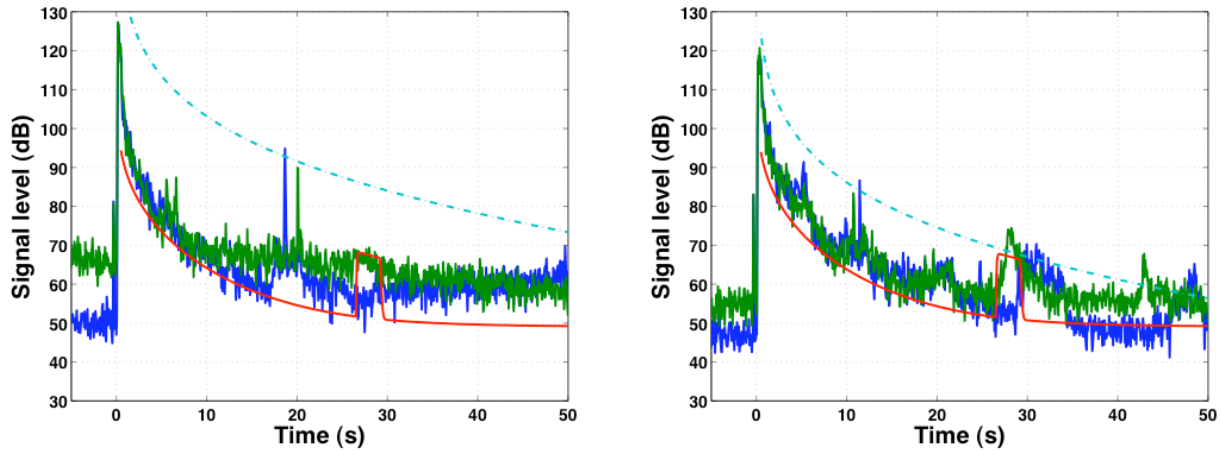


Fig. 4. Comparison of target echo model (dotted line) with echoes (blue, green) from Campo Vega oil rig and tender (left) and BBN targets (right). The red curve is fitted background reverberation, with an arbitrary enhancement of 20 dB between 26 and 29 seconds.

IMPACT/APPLICATIONS

From an operational perspective, clutter is viewed as one of the most important problems facing active sonar in shallow water. The long-term objective of this work is to better understand and model reverberation and clutter in shallow water environments, and to develop techniques for Rapid Environmental Assessment (REA) [Sellschopp, 2000; Whitehouse et al., 2004] and environmentally adaptive sonar. Parts of the research have spun off into a DRDC TIAPS (Towed Integrated Active-Passive Sonar) Technology Demonstrator which has been evaluated in ASW exercises against submarine targets. The work on clutter is related to the DRDC effort in Auralization and co-operative work with TTCP and other ONR efforts.

RELATED PROJECTS

This project contributes to the US/Canada/NURC Joint Research Project on Wideband Clutter Characterization, which receives substantial funding from ONR. This ONR project also contributes to the DRDC Atlantic research program:

http://www.atlantic.drdc-rddc.gc.ca/researchtech/researchareas_e.shtml, in particular, Underwater Sensing and Countermeasures, http://www.atlantic.drdc-rddc.gc.ca/researchtech/underwater-intro_e.shtml.

As well, the personal interaction on this project facilitates additional collaborations between scientists in the various research laboratories.

REFERENCES

- D. D. Ellis, "A two-ended shooting technique for calculating normal modes in underwater acoustic propagation," DREA Report 85/105, September 1985.
- D. D. Ellis, "Effective vertical beam patterns for ocean acoustic reverberation calculations," IEEE J. Oceanic Engineering, **16** (2), 208–211 (1991).

D. D. Ellis, "Shallow water reverberation: normal-mode model predictions compared with bistatic towed-array measurements," *IEEE J. Oceanic Engineering*, **18** (4) 474–482, (1993).

D. D. Ellis, "A shallow-water reverberation model," *J. Acoust. Soc. Am.*, **97** (5), 2804–2814 (1995).

D. D. Ellis, T. J. Deveau, and J. A. Theriault, "Volume reverberation and target echo calculations using normal modes," in *Oceans '97 MTS/IEEE Conference Proceedings* (IEEE, Piscataway, NY, USA) October 1997, Vol. 1, pp. 608–611.

D. D. Ellis and P. Gerstoft, "Using inversion techniques to extract bottom scattering strengths and sound speeds from shallow-water reverberation data," in *3rd European Conference on Underwater Acoustics* (J. S. Papadakis, ed., FORTH, Heraklion, Crete, Greece) 1996. Vol. 1, pp. 557–562.

D. D. Ellis, J. R. Preston, R. Hollett, and J. Sellschopp, "Analysis of towed array reverberation data from 160 to 4000 Hz during Rapid Response 1997," *SACLANTCEN Report SR-280*, July 2000. 58 pp.

D. D. Ellis and J. R. Preston, "Extracting sea-bottom information from reverberation data," in *CDROM Collected Papers from the Joint Meeting "Berlin 99"*, Deutsche Gesellschaft für Akustik (DEGA), eds., Universität Oldenburg, Physik/Akustik, Oldenburg, Germany, 1999, Paper 2aUWb10, 4 pp. *J. Acoust. Soc. Am.*, **105** (2), Pt. 2, 1042 (1999).

D. D. Ellis and J. R. Preston, "Boundary 2001 REA: Model-data comparisons at the Strataform and Scotian Shelf sites using GSM and manual fits to the reverberation data," in *Proceedings of Boundary/Geoclutter workshop held at DREA, Dartmouth, NS, 2-4 October 2001*. 10 pp.

P. C. Hines, N. C. Makris and C. W. Holland, "Proceedings of Geoclutter and Boundary Characterization 2001: Acoustic interaction with the Seabed, Workshop held at DREA, Canada, 2-3 October 2001," *DRDC Technical Memorandum DREA TM 2001-185*, October 2001. 133 pp.

C. I. Malme, "Development of a high target strength passive acoustic reflector for low-frequency sonar applications," *IEEE J. Oceanic Eng.*, **19**, 438–448 (1994).

J. R. Preston, "Bottom parameter extraction from long range reverberation measurements," *Proceedings of Oceans 2001, Honolulu, Hawaii, IEEE, November 2001*.

J. R. Preston, "Shallow water ocean reverberation data analysis and extraction of seafloor geoacoustic parameters in the 100–400 Hz region," *Ph. D. Thesis, Penn State University*, August 2002.

J. R. Preston and D. D. Ellis, "Summary of bottom reverberation findings and model/data comparisons during three rapid environmental assessment trials," in *CDROM Collected Papers from the Joint Meeting "Berlin 99"*, Deutsche Gesellschaft für Akustik (DEGA), eds., Universität Oldenburg, Physik/Akustik, Oldenburg, Germany, 1999, Paper 2aUWb3, 4 pp. *J. Acoust. Soc. Am.*, **105** (2), Pt. 2, 1040 (1999).

J. R. Preston, D. D. Ellis, R. C. Gauss, and P. L. Nielsen, "Wide-area geoacoustic parameter extraction on the Malta Plateau: reverberation and propagation results from the Boundary Characterization 2000 Experiment," "NURC Report SM-412, March 2004. 74 +vi pp.

J. Sellschopp, "Rapid environmental assessment for naval operations," *SACLANT Undersea Research Centre, SR-328*, May 2000.

H. Weinberg, "The Generic Sonar Model," Naval Underwater Systems Center, New London, CT, USA, Technical Document 5971D, June 1985.

B. G. Whitehouse, P. Hines, D. Ellis, and C. N. Barron, "Rapid Environmental Assessment within NATO," *Sea Technology*, Vol. 45 (11), November 2004, pp 10-14.

PUBLICATIONS

John R. Preston, Dale D. Ellis and Roger C. Gauss, "Geoacoustic parameter extraction using reverberation data from the 2000 Boundary Characterization Experiment on the Malta Plateau," *IEEE J. Oceanic Eng.*, **30** (4), 709–732 (2005). In Special Issue on Interaction of Low- to Mid-Frequency Sound with the Ocean Bottom. [published, refereed]

C. W. Holland, R. C. Gauss, P. C. Hines, P. Nielsen, J. R. Preston, C. H. Harrison, D. D. Ellis, K. D. LePage, J. Osler, R. W. Nero, D. Hutt, and A. Turgut, "Boundary Characterization experiment series overview," *IEEE J. Oceanic Eng.*, **30** (4), 784–806 (2005). In Special Issue on Interaction of Low- to Mid-Frequency Sound with the Ocean Bottom. [published, refereed]

D. D. Ellis and S. P. Pecknold, "Quantitative analysis of reverberation and feature scattering echoes received on a directional towed array," in *Proceedings of the Eighth European Conference on Underwater Acoustics – ECUA '06*, S. M. Jesus and O. C. Rodriguez, eds., (Tipografia Uniao, Carvoeiro, Portugal) pp. 243–248. [published]

D. D. Ellis, "Effect of cardioid and limaçon directional sensors on towed array reverberation response," *Canadian Acoustics* **34** (3) Sept. 2006, 102–103. [published]

This page intentionally left blank.

Annex A: Statistics file

This is a copy of the ONR 32 FY06 statistics file, OAEllis.txt:

ONR 32 FY06 "STATISTICS FILE" TEMPLATE

NOTE: Brackets "[" and "]" (instead of the 'greater than' and 'less than' symbols) are now used to enclose the database field names to remove viewing conflicts with web browser tags that use the "less than" and "greater than" symbols for tag identification.

=====

```
[title] Measurements and Analysis of Reverberation, Target Echo, and Clutter
[awardNumber1] N000140310420
[awardNumber2] N000140610830
[awardNumberMore]
[keyWords] reverberation, measurements, clutter, modeling, towed arrays
[specialCat]
[pi1] Dale D. Ellis
[pi2]
[pi3]
[pi4]
[pi5]
[piMore]
[totalUndergradStudents]
[totalUndergradWomenStudents]
[totalUndergradMinorityStudents]
[totalGradStudents]
[totalGradWomenStudents]
[totalGradMinorityStudents]
[totalPostDocs]
[totalWomenPostDocs]
[totalMinorityPostDocs]
[bestAccomplishment] Development of a practical model to calculate target echo
[comments]
```

This page intentionally left blank.

Distribution list

DRDC Atlantic ECR 2006-212

Internal distribution

- 1 Author: D. D. Ellis
- 1 GL/MEA: J. Osler
- 5 Library

Total internal copies: 7

External distribution

Department of National Defence

- 1 DRDKIM

International recipients

- 1 Office of Naval Research
875 North Randolph Street, Suite 1425, Code 321 OA
Arlington, VA 22203-1995, USA
Attention: Ocean Acoustics Administrative Manager, Beverly Kuhn
- 1 Dr. John R. Preston
Applied Research Laboratory, Penn State University
P. O. Box 30
State College, PA 16804, USA

Total external copies: 3

Total copies: 10

This page intentionally left blank.

DOCUMENT CONTROL DATA

(Security classification of title, body of abstract and indexing annotation must be entered when document is classified)

1. ORIGINATOR (the name and address of the organization preparing the document. Organizations for whom the document was prepared, e.g. Centre sponsoring a contractor's report, or tasking agency, are entered in section 8.) Defence R&D Canada – Atlantic P.O. Box 1012, Dartmouth, Nova Scotia, Canada B2Y 3Z7		2. SECURITY CLASSIFICATION (overall security classification of the document including special warning terms if applicable). UNCLASSIFIED	
3. TITLE (the complete document title as indicated on the title page. Its classification should be indicated by the appropriate abbreviation (S,C,R or U) in parentheses after the title). Measurements and analysis of reverberation, target echo, and clutter			
4. AUTHORS (last name, first name, middle initial) Ellis, D.D.			
5. DATE OF PUBLICATION (month and year of publication of document) March 2007	6a. NO. OF PAGES (total containing information. Include Annexes, Appendices, etc). 16	6b. NO. OF REFS (total cited in document) 22	
7. DESCRIPTIVE NOTES (the category of the document, e.g. technical report, technical note or memorandum. If appropriate, enter the type of report, e.g. interim, progress, summary, annual or final. Give the inclusive dates when a specific reporting period is covered). External Client Report			
8. SPONSORING ACTIVITY (the name of the department project office or laboratory sponsoring the research and development. Include address). US Office of Naval Research 875 North Randolph Street, Suite 1425, Code 321 OA Arlington, VA 22203-1995, USA			
9a. PROJECT NO. (the applicable research and development project number under which the document was written. Specify whether project or grant). N00014-06-1-0830 (grant)		9b. GRANT OR CONTRACT NO. (if appropriate, the applicable number under which the document was written).	
10a. ORIGINATOR'S DOCUMENT NUMBER (the official document number by which the document is identified by the originating activity. This number must be unique.) DRDC Atlantic ECR 2006-212		10b. OTHER DOCUMENT NOS. (Any other numbers which may be assigned this document either by the originator or by the sponsor.) OAEllis.doc	
11. DOCUMENT AVAILABILITY (any limitations on further dissemination of the document, other than those imposed by security classification) (X) Unlimited distribution () Defence departments and defence contractors; further distribution only as approved () Defence departments and Canadian defence contractors; further distribution only as approved () Government departments and agencies; further distribution only as approved () Defence departments; further distribution only as approved () Other (please specify):			
12. DOCUMENT ANNOUNCEMENT (any limitation to the bibliographic announcement of this document. This will normally correspond to the Document Availability (11). However, where further distribution beyond the audience specified in (11) is possible, a wider announcement audience may be selected).			

13. ABSTRACT (a brief and factual summary of the document. It may also appear elsewhere in the body of the document itself. It is highly desirable that the abstract of classified documents be unclassified. Each paragraph of the abstract shall begin with an indication of the security classification of the information in the paragraph (unless the document itself is unclassified) represented as (S), (C), (R), or (U). It is not necessary to include here abstracts in both official languages unless the text is bilingual).

14. KEYWORDS, DESCRIPTORS or IDENTIFIERS (technically meaningful terms or short phrases that characterize a document and could be helpful in cataloguing the document. They should be selected so that no security classification is required. Identifiers, such as equipment model designation, trade name, military project code name, geographic location may also be included. If possible keywords should be selected from a published thesaurus. e.g. Thesaurus of Engineering and Scientific Terms (TEST) and that thesaurus-identified. If it not possible to select indexing terms which are Unclassified, the classification of each should be indicated as with the title).

reverberation
clutter
target echo
measurements
modelling
towed arrays
Malta Plateau

This page intentionally left blank.

Defence R&D Canada

Canada's leader in defence
and National Security
Science and Technology

R & D pour la défense Canada

Chef de file au Canada en matière
de science et de technologie pour
la défense et la sécurité nationale



www.drdc-rddc.gc.ca