

UNCLASSIFIED

UNLIMITED  
DISTRIBUTION  
ILLIMITÉE

CRDV RAPPORT 4121/79  
DOSSIER: 3633A-011  
MAI 1979

DREV REPORT 4121/79  
FILE: 3633A-011  
MAY 1979

THE EFFECTS OF RELATIVE HUMIDITY ON  
ATMOSPHERIC AEROSOL EXTINCTION  
IN THE 3-5  $\mu\text{m}$  AND 8-15  $\mu\text{m}$  SPECTRAL REGIONS

W.G. Tam

Capt. C. Boily

Centre de Recherches pour la Défense  
Defence Research Establishment  
Valcartier, Québec

BUREAU - RECHERCHE ET DEVELOPPEMENT  
MINISTÈRE DE LA DÉFENSE NATIONALE  
CANADA

NON CLASSIFIÉ

RESEARCH AND DEVELOPMENT BRANCH  
DEPARTMENT OF NATIONAL DEFENCE  
CANADA

CRDV R-4121/79  
DOSSIER: 3633A-010

UNCLASSIFIED

DREV R-4121/79  
FILE: 3633A-010

THE EFFECTS OF RELATIVE HUMIDITY ON ATMOSPHERIC  
AEROSOL EXTINCTION IN THE 3-5  $\mu\text{m}$  AND  
8-15  $\mu\text{m}$  SPECTRAL REGIONS

by

W.G. Tam and Capt. C. Boily

CENTRE DE RECHERCHES POUR LA DEFENSE  
DEFENCE RESEARCH ESTABLISHMENT  
VALCARTIER  
Tel: (418) 844-4271)

Québec, Canada

May/mai 1979

NON CLASSIFIE

UNCLASSIFIED

i

RESUME

L'étude du changement du coefficient d'extinction des aérosols infrarouges en fonction de l'humidité relative est l'objet de ce rapport. On se base sur un modèle à deux types de distribution des particules: maritime et continental. Le facteur du coefficient d'extinction des aérosols s'accroît de plus de 10 dans les bandes spectrales de 3-5 et 8-15  $\mu\text{m}$  lorsque l'humidité relative passe de 0.5 à 0.99. Aux humidités relatives très élevées, une région d'extinction plus faible est observée autour de 10-11  $\mu\text{m}$ . (NC)

ABSTRACT

The variation of the infrared aerosol extinction coefficient as a function of relative humidity is studied. This is based on a two-component particle distribution model. The aerosol extinction coefficient increases by a factor of more than 10 throughout the 3-5 and 8-15  $\mu\text{m}$  spectral regions as the relative humidity increases from 0.5 to 0.99. For high relative humidities, a region of lower extinction around 10-11  $\mu\text{m}$  is noticed. (U)

TABLE OF CONTENTS

RESUME/ABSTRACT . . . . .	i
1.0 INTRODUCTION . . . . .	1
2.0 AEROSOL EXTINCTION AND RELATIVE HUMIDITY . . . . .	2
3.0 CALCULATION OF THE AEROSOL EXTINCTION COEFFICIENTS . . . . .	4
4.0 RESULTS AND DISCUSSIONS . . . . .	11
5.0 CONCLUSIONS . . . . .	18
6.0 ACKNOWLEDGEMENTS . . . . .	18
7.0 REFERENCES . . . . .	19
TABLES 1 and 11	
FIGURES 1 to 11	

## 1.0 INTRODUCTION

The attenuation of an electromagnetic wave propagating in the atmosphere arises from molecular and aerosol extinctions. In the 3-5  $\mu\text{m}$  and 8-15  $\mu\text{m}$  'window' regions where no major molecular resonance absorption is present, aerosol extinction is of primary importance.

With a change of relative humidity in the atmosphere, condensation or evaporation of water takes place on the aerosol particles and these, at the same time, change the particle optical parameters which determine the aerosol extinction. When the relative humidity increases, the size of an aerosol particle increases through the accretion of water. A particle can triple or quadruple its dry-state size at relative humidities above 95%. Together with the growth in size, the complex refractive index of the particle varies. Using a two-component distribution model, Barnhardt and Streete [1] have calculated the aerosol scattering coefficient in the infrared as a function of relative humidity. This work has been extended by Hodges [2] to include the absorption of the aerosols. However, a basic assumption made in both works is that aerosol particles grow at a rate dependent only on the relative humidity and not on the chemical composition of the particles in the original dry state. A recent comprehensive study has been carried out by Hanel [3] providing empirical data on the change of aerosol optical parameters as functions of relative humidity through the concept of the mass increase coefficient. By means of these empirical results, a more realistic assessment of the effects of relative humidity on aerosol extinction can now be made.

In practice, the aerosol extinction coefficients over the 3-5  $\mu\text{m}$  and 8-15  $\mu\text{m}$  spectral regions are of particular importance to the operation of broad-band infrared systems. In this report, we present the aerosol extinction coefficients as functions of relative

humidity in the above two window regions obtained, using the two-component particle number distribution model of [1] and the empirical data of the mass increase coefficients of [3]. This enables us to take into account the different behavior of the maritime and continental aerosols with the change of the relative humidity.

The work was performed at DREV between January and November 1977 under PCN 33A11 "Studies of Aerosols".

## 2.0 AEROSOL EXTINCTION AND RELATIVE HUMIDITY

Let  $n(f, r)$  be the number of aerosol particles per unit volume with radius between  $r$  and  $r + dr$  at a given relative humidity  $f$ . The corresponding aerosol extinction coefficient  $\beta(f, \lambda)$  for electromagnetic radiation of wavelength  $\lambda$  is given by

$$\beta(f, \lambda) = \pi \int_0^{\infty} n(f, r) Q_{\text{ext}} \left[ \alpha, n(f, \lambda) \right] r^2 dr \quad (1)$$

where  $\alpha = 2\pi r/\lambda$  is the size parameter;  $n(f, \lambda)$ , the complex refractive index and  $Q_{\text{ext}}$ , the efficiency factor of extinction.

We wish to consider the problem by starting from the situation with  $f = 0^*$ . The dry-state condensation nuclei distribution is  $n(f = 0, r)$ . To find the extinction coefficient at any other relative humidity  $f > 0$ , it is necessary to relate  $n(f, r)$  to  $n(0, r)$  and  $n(f, \lambda)$  to  $n(0, \lambda)$ . To concentrate our attention on the effects of the change of relative humidity, we assume that as  $f$  increases  $n(f, r)$  changes only by virtue of the condensation of water vapor. This is to say that all the particles retain their individuality without coagulation and furthermore, no new particles are produced in the meantime.

\* We have formulated our problem in such a manner as to exclude the consideration of the hysteresis effect.  $\beta(f, \lambda)$  is, in general, not a single-valued function of  $f$ . A detailed discussion can be found in [3]

We assume, following Barnhart and Street [1], that the particle number density  $n(f, r)$  consists of the continental and maritime components with a variable mix ratio so that

$$n(f, r) = \nu n_C(f, r) + (1 - \nu) n_M(f, r) \quad (2)$$

In eq. (2),  $n_C(f, r)$  and  $n_M(f, r)$  are the particle-number densities of the continental and maritime components respectively. The quantity  $\nu$  ( $0 < \nu < 1$ ) is the mix ratio.

In references [1] and [2], it was assumed that at a given relative humidity, the rates of growth of all the aerosol particles were equal. However, because of their different chemical compositions, the growth rate of a deliquescent sea salt is significantly different from that of the condensation nuclei of continental origin. In fact, it has been found experimentally [3] that  $\mu(f)$ , the linear mass-increase coefficient of an aerosol sample, given by

$$\mu(f) = \frac{m_W}{m_O} \frac{1 - f}{f} \quad (3)$$

where  $m_O$  is the mass of the dry-state aerosol particles and  $m_W$ , the mass of water uptake of the sample, can be very different for different types of aerosols. For an aerosol particle of radius  $r_O$  in the dry state, Hanel [3] has obtained the following relationship giving its radius  $r$  at relative humidity  $f$ :

$$r = r_O \left[ \left( 1 + \frac{\rho_O}{\rho_W} \mu(f) \frac{f}{1 - f} \right)^{1/3} - \frac{1.056 \times 10^{-7}}{r_O} \frac{f}{1 - f} \right. \\ \left. \left( 1 + \frac{\rho_O}{\rho_W} \mu(f) \frac{f}{1 - f} \right)^{-1/3} \right] \quad (4)$$

The symbols  $\rho_O$  and  $\rho_W$  in eq. (4) denote the density of the dry-state aerosol and water respectively. The second term on the right-hand side

accounts for the correction due to the finite radius of the particle. In many cases, the correction term can be neglected. As for the refractive index  $n(f, \lambda)$ , it is related to the dry-state refractive index of the aerosol  $n(f = 0, \lambda)$  and  $n_W(\lambda)$  of water by

$$n(f, \lambda) = n_W(\lambda) + \left[ n(f = 0, \lambda) - n_W(\lambda) \right] \left( 1 + \frac{\rho_0}{\rho_W} \mu(f) \frac{f}{1-f} \right)^{-1} \quad (5)$$

### 3.0 CALCULATION OF THE AEROSOL EXTINCTION COEFFICIENTS

As mentioned in the previous section, the aerosol number density  $n(f, r)$  consists of two components. The continental and maritime components are chosen such that at  $f = 0.7$  they are the same as those used by Barnhardt and Streete in [1]. By means of numerical fitting we obtain

$$n_C(f = 0.7, r) = 0.258 r^{-3.98} \quad (6)$$

$$\text{and } n_M(f = 0.7, r) = 0.369 r^{-1} e^{-0.748 r} \quad (7)$$

Once the linear mass-increase coefficients  $\mu(f)$  are given for the continental and maritime components, eqs. (4), (6) and (7) enable us to calculate  $n(f, r)$  for other values of the relative humidity  $f$ .

For the linear mass-increase coefficients  $\mu(f)$ , we have chosen the experimental data of the sea-spray aerosol [4] i.e. (Model 2 of [3]) for the maritime component and that of alpine aerosol, (Model 6 of [3]) for the continental components. The values of  $m(f)$  we used are in Table I.



TABLE I  
Linear Mass-Increase Coefficients

f	$\mu(f)$	
	<u>Maritime</u>	<u>Continental</u>
0.5	0.108	0.032
0.6	0.136	0.04
0.7	0.216	0.0505
0.8	0.782	0.14
0.9	0.617	0.15
0.95	0.548	0.105
0.99	0.468	0.117

At  $f = 0.99$ , the uptake of water is 46.33 times the mass of the dry-state aerosol for the maritime component, while it is 11.58 times for the continental component. Hence, the maritime aerosol particles grow much more rapidly than the continental ones.

Barnhardt and Streete [1] have shown that to calculate  $\beta$  in the infrared region it is sufficient to consider aerosol particles with radii in the range from  $0.1 \mu\text{m}$  to  $20 \mu\text{m}$ . In this size range, the correction term due to the finite radius of the particles in eq. (4) is always less than 1% for both the maritime and continental components. Thus, this term will be neglected. To make our results more readily comparable with those of [1] and [2], we take the lower limit of the integral of (1) to be  $0.1 \mu\text{m}$  for all values of  $f$ , and the upper limit equal to  $20 \mu\text{m}$  when measured at  $f = 0.7$ .

Before evaluating the efficiency factor for extinction  $Q_{\text{ext}} [\alpha, \eta(f, \lambda)]$ , it is necessary to have the complex refractive index  $\eta(f, \lambda)$ . The quantities  $\eta_w, \eta(f = 0, \lambda)$  entering eq. (5) are summarized in Table II. In this table, the real part  $\eta'_0$  of the index

of refraction of the maritime aerosol component in the dry state is taken to be that of  $\text{NaCl}$  as given in [5]. The imaginary part  $\eta''_0$  is obtained from the absorption measurement of sea-salt carried out by Volz [6]. The complex refractive index for the continental aerosol component in the dry state is that used in [7]. The index of refraction of water is taken from the results compiled by Hale and Querry [8]. Figures 1a to 1d show the refractive indices of the continental and maritime aerosols for various values of  $f$  as obtained from eq. (5), and the corresponding dry-state values.

The dry-state densities are taken to be  $\rho_0(\text{maritime}) = 2.25 \text{ gm/c.c.}$  and  $\rho_0(\text{continental}) = 1.8 \text{ gm/c.c.}$

TABLE II

$\lambda$	$\eta'_0$	$\eta''_0$	$\eta'_0$	$\eta''_0$	$\eta'_W$	$\eta''_W$
	<u>Maritime</u>		<u>Continental</u>		<u>Water</u>	
3	1.5242	.0035	1.3420	.0190	1.3710	.2720
3.5	1.5230	.0014	1.3990	.0068	1.4000	.0094
4	1.5217	.0029	1.3965	.0071	1.3510	.0046
4.5	1.5204	.0033	1.4000	.0133	1.3320	.0134
5	1.5188	.0028	1.3870	.0161	1.3250	.0124
8	1.5064	.0179	1.1387	.0691	1.2910	.0343
8.5	1.5038	.0307	1.3000	.1775	1.2780	.0367
9	1.5009	.0299	2.3020	.3010	1.2620	.0399
9.5	1.4979	.0202	1.8840	.1606	1.2430	.0444
10	1.4947	.0179	1.7990	.0696	1.2180	.0508
10.5	1.4914	.0167	1.7305	.0826	1.1850	.0662
11	1.4878	.0166	1.6900	.0665	1.1530	.0968
11.5	1.4840	.0172	1.6612	.0670	1.1260	.1420
12	1.4800	.0180	1.6325	.0675	1.1110	.1990
12.5	1.4758	.0190	1.6037	.0680	1.1230	.2590
13	1.4696	.0206	1.5750	.0685	1.1460	.3050
13.5	1.4668	.0228	1.5406	.0772	1.1770	.3430
14	1.4619	.0273	1.5061	.0860	1.2100	.3700
14.5	1.4568	.0311	1.4717	.0947	1.2410	.3880
15	1.4514	.0387	1.4650	.1700	1.2700	.4020

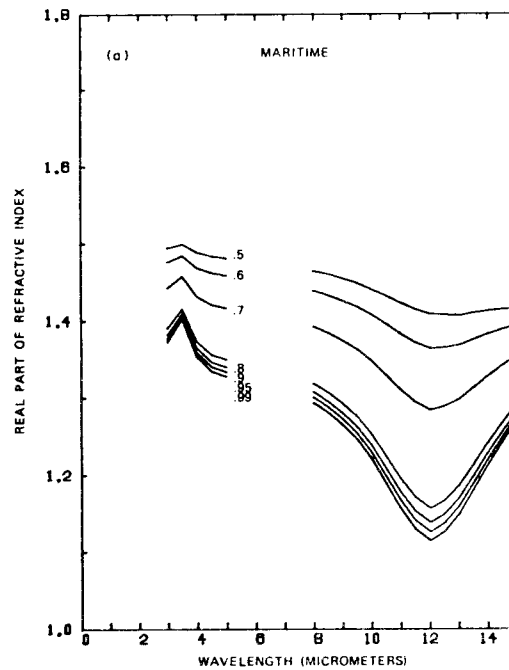


FIGURE 1(a) - Refractive index (real part) as a function of wavelength for maritime aerosols. The number accompanying each curve is the relative humidity.

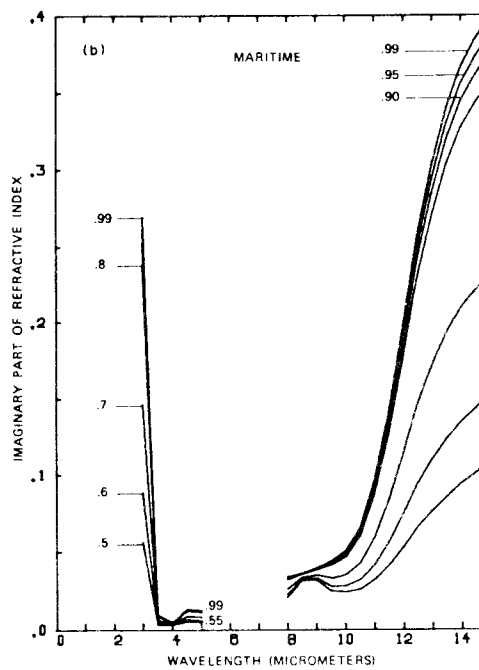


FIGURE 1(b) - Refractive index (imaginary part) as a function of wavelength for maritime aerosols. The number accompanying each curve is the relative humidity.

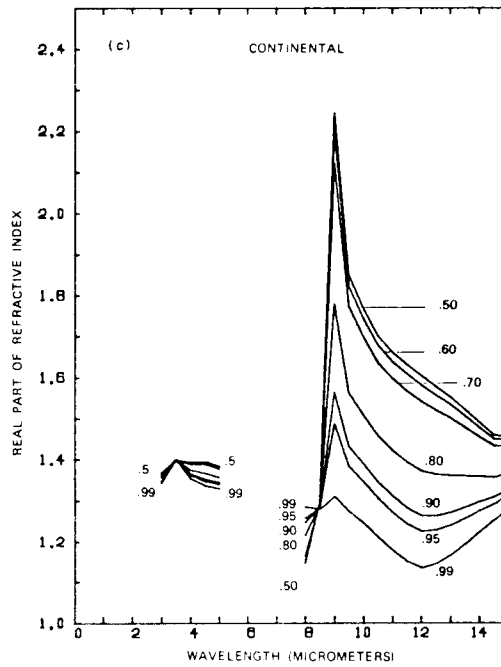


FIGURE 1(c) - Refractive index (real part) as a function of wavelength for continental aerosols. The number accompanying each curve is the relative humidity.

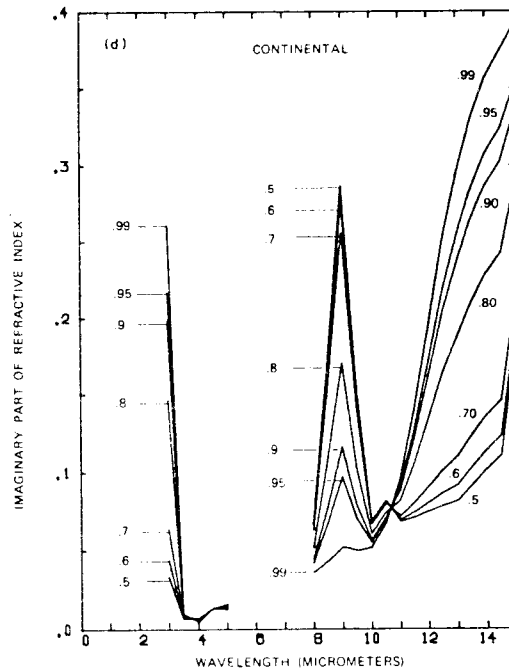


FIGURE 1(d) - Refractive index (imaginary part) as a function of wavelength for continental aerosols. The number accompanying each curve is the relative humidity.

Let  $\mu_C(f)$  and  $\mu_M(f)$  be the linear mass-increase coefficient of the continental and maritime components respectively and  $F_C(f)$ ,  $F_M(f)$  be the corresponding growth factors defined by

$$r = r_o F_C(f) \quad (8)$$

$$r = r_o F_M(f) \quad (9)$$

Equation (8) describes the growth of an aerosol particle of the continental component with a dry-state radius  $r_o$  and eq. (9) is the corresponding relation for an aerosol particle of the maritime component. Thus,

$$F_C(f) = \left( 1 + \frac{\rho_o}{\rho_w} \mu_C(f) \frac{f}{1-f} \right)^{1/3} \quad (10)$$

and

$$F_M(f) = \left( 1 + \frac{\rho_o}{\rho_w} \mu_M(f) \frac{f}{1-f} \right)^{1/3} \quad (11)$$

The functions  $F_C(f)$ ,  $F_M(f)$  are shown in Fig. 2 together with the growth factor used in [1]. From the assumption that no aerosol particles are created or removed, the number density  $n(f, r)$  given in eq. (2) can be related to  $n_C(f = 0.7, r)$  and  $n_M(f = 0.7, r)$  as follows:

$$n(f, r) = v n_C\left(f = 0.7, \frac{F(f - 0.7)}{F(f)} r\right) + (1 - v) n_M\left(f = 0.7, \frac{F(f = 0.7)}{F(f)} r\right) \quad (12)$$

The calculations of the efficiency factors of extinction can be carried out using the Mie theory [9]. For this purpose, we have used the program of Dave [10]. For small values of the size parameter  $\alpha$ , Rayleigh's approximation suffices. We have used this approximation for  $r < 0.5 \mu\text{m}$ . The integration in eq. (1) is then performed by means of Simpson's rule.

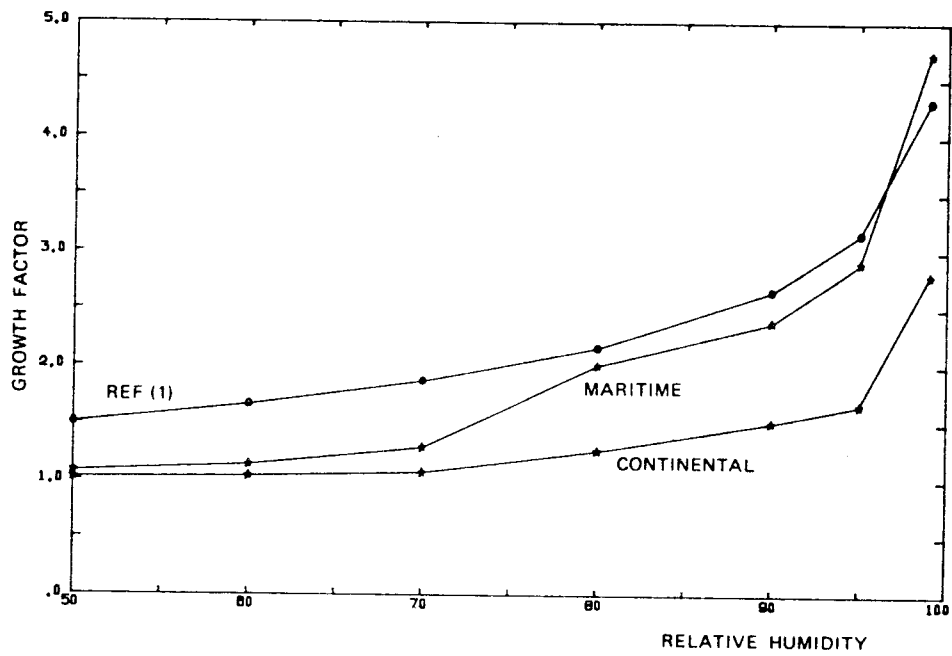


FIGURE 2 - Growth factor for maritime and continental aerosols and that used by reference [1] as a function of relative humidity.

#### 4.0 RESULTS AND DISCUSSIONS

In Figs. 3 and 4, the results for the aerosol extinction coefficient  $\beta$  for the maritime and continental components are shown for various values of relative humidity  $f$ . For the maritime component,  $\beta$  is a monotonic decreasing function of  $\lambda$  in the wavelength regions considered for  $f = 0.5$  and  $0.6$ . When  $f$  increases beyond  $0.7$ , a broad minimum occurs around  $11 \mu\text{m}$ .

For the continental component, because of the large refractive index of the dry-state aerosol around  $9 \mu\text{m}$ , the extinction coefficient shows a marked peak in this spectral region at low relative humidity. At higher relative humidity, this feature is washed out with the accretion of water and a broad minimum again appears around  $10 \mu\text{m}$ .

In Figs. 5-11, the aerosol extinction coefficient for the two-component distribution model is shown for various mix ratios and relative humidities. At relative humidities equal to  $0.8$  and above,  $\beta$  decreases with the mix ratio. However, for relative humidities less than  $0.8$  this trend is reversed around  $9 \mu\text{m}$ . This is due to the lower index of refraction of the continental aerosols.

Attempts have been made by Barnhardt and Streete [1] and Hodges [2] to compare the results obtained from their models with experimental values of the aerosol extinction coefficients measured by Yates and Taylor [11] and Kurnick, Zitter and Williams [12]. Unfortunately such comparisons cannot, at this moment, lead to definite conclusions because the experimental measurements of  $\beta$  so far have not been accompanied by information of the particle number distribution. By changing the parameters in an assumed distribution, one can obtain a range of different values for  $\beta$ . In fact, Curcio [13] has shown that different distributions can reproduce the same extinction coefficients. However, it is of interest to compare the present results with those in [1] and [2] based on a simplified model.

In general, the values of  $\beta$  obtained in [1] are higher. This is because the growth factor assumed by Barnhardt and Streete is larger than the empirical values we have adopted. Take, for example, the case where the mix ratio is 0.5, i.e. the continental and maritime components are in 1:1 ratio. The results of [1] are higher than those obtained here for all the relative humidities except the highest ( $f = 0.99$ ). When  $f = 0.99$ , the agreement is reasonable in the 3-5  $\mu\text{m}$  region. In the 8-15  $\mu\text{m}$  region our results show a dip around 10  $\mu\text{m}$  which is absent in [1]. In Fig. 2 we see that the growth factor used in [1] is between the empirical values for the continental and maritime components when  $f = 0.99$ . It can also be noted that the presence of a dip in the values of  $\beta$  in the 10-12  $\mu\text{m}$  spectral region is characteristic for many fogs and clouds [14].

In [2], Hodges has assumed the same single growth factor as in [1] for both the continental and maritime components. He has also assumed that both components had the same refractive index except which now could be complex. The imaginary part of the refractive index has been taken to be equal to that of water. From Table II, we can readily see that the assumption  $\eta''_O = \eta''_W$  leads to an overestimation of the aerosol absorption coefficient which becomes more serious in the longer wavelength region ( $\lambda \gtrsim 10 \mu\text{m}$ ). This is particularly clear for the maritime component. In fact, the values of  $\beta$  obtained in [2] for the 3-5  $\mu\text{m}$  region are substantially the same as those in the 8-15  $\mu\text{m}$  region. From our results,  $\beta$  is smaller in the latter region.



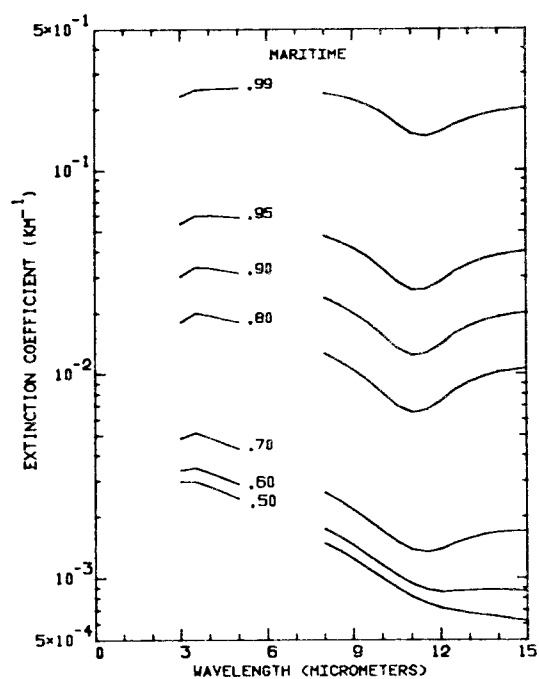


FIGURE 3 - Extinction coefficient as a function of wavelength for maritime aerosols. The number accompanying each curve is the relative humidity.

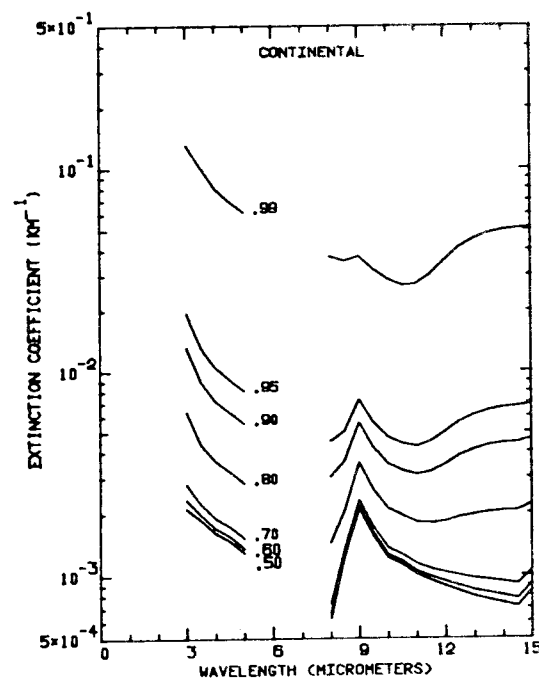


FIGURE 4 - Extinction coefficient as a function of wavelength for continental aerosols. The number accompanying each curve is the relative humidity.

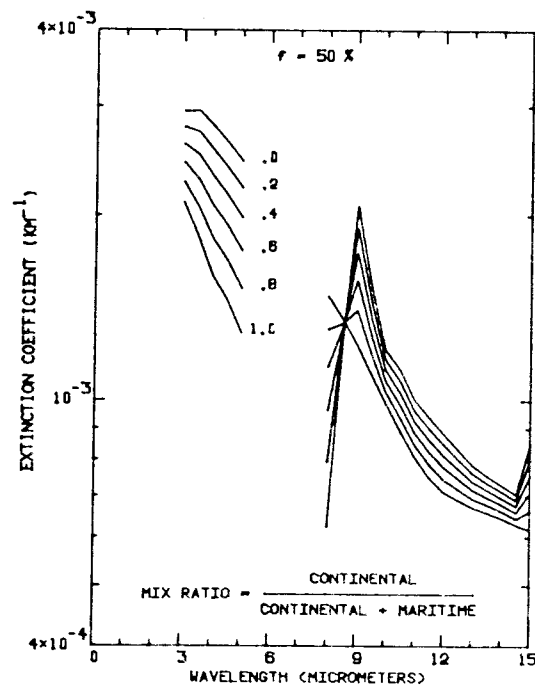


FIGURE 5 - Extinction coefficient as a function of wavelength for different mix ratios. The number accompanying each curve is the mix ratio.

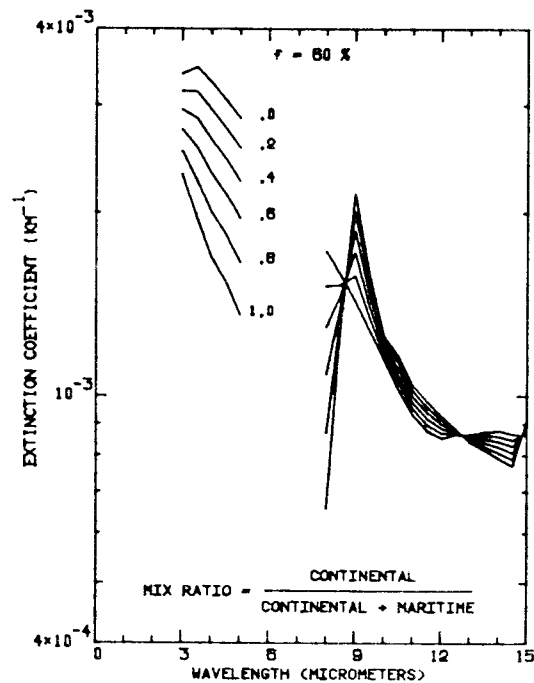


FIGURE 6 - Extinction coefficient as a function of wavelength for different mix ratios. The number accompanying each curve is the mix ratio.

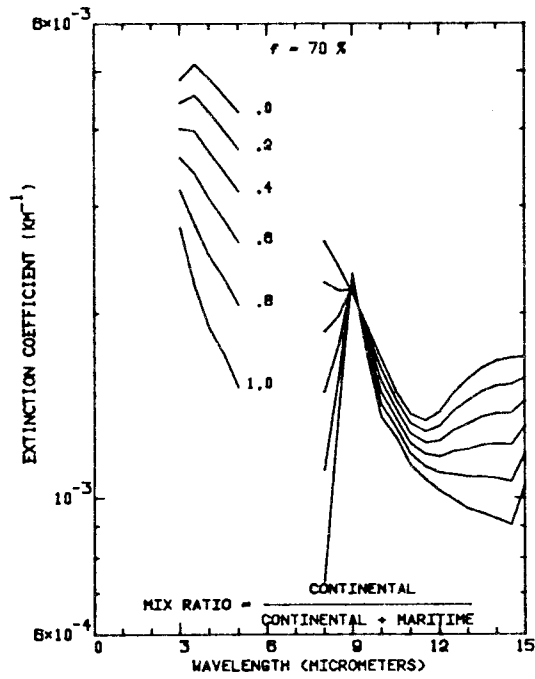


FIGURE 7 - Extinction coefficient as a function of wavelength for different mix ratios. The number accompanying each curve is the mix ratio.

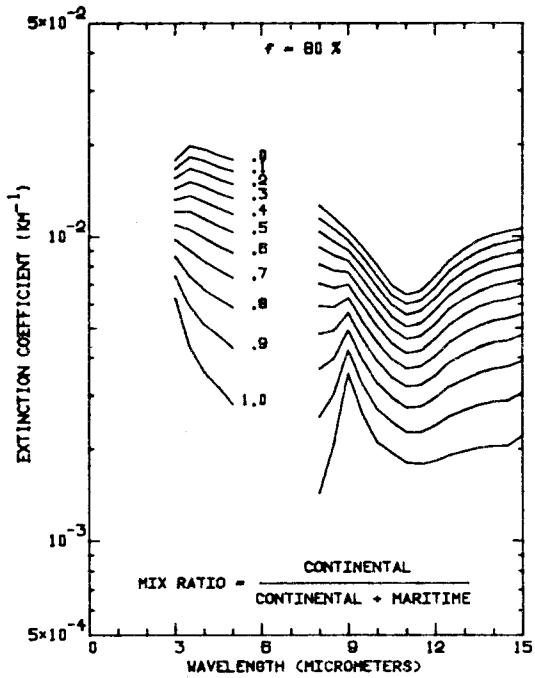


FIGURE 8 - Extinction coefficient as a function of wavelength for different mix ratios. The number accompanying each curve is the mix ratio.

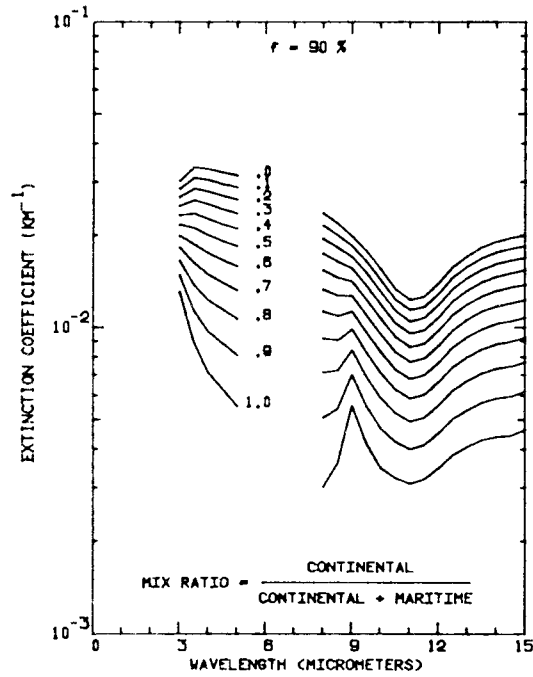


FIGURE 9 - Extinction coefficient as a function of wavelength for different mix ratios. The number accompanying each curve is the mix ratio.

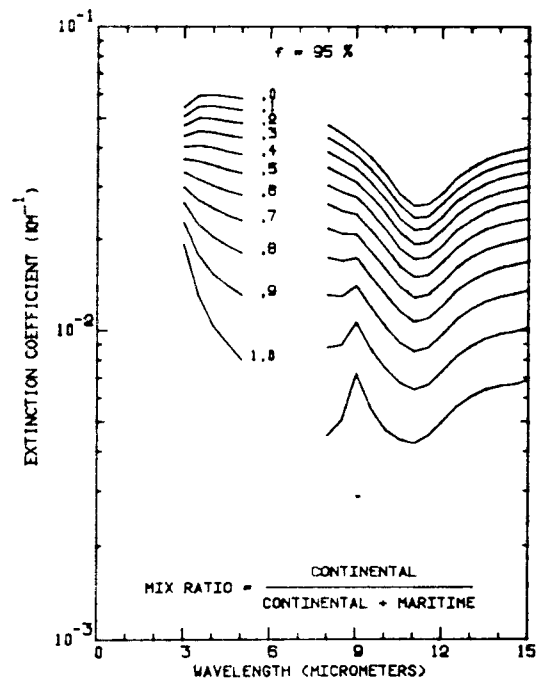


FIGURE 10 - Extinction coefficient as a function of wavelength for different mix ratios. The number accompanying each curve is the mix ratio.

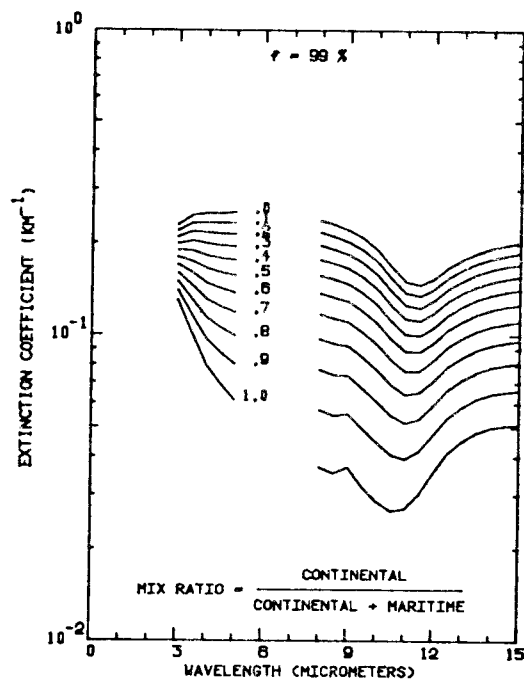


FIGURE 11 - Extinction coefficient as a function of wavelength for different mix ratios. The number accompanying each curve is the mix ratio.

## 5.0 CONCLUSIONS

Based on empirical results of the linear mass-increase coefficients and the dry-state aerosol refractive indices, we have studied the influence of increase in relative humidity on aerosol extinction. In doing so, we have used different sets of optical parameters for the maritime and continental aerosols as required by the difference in their chemical compositions. For both components, the values of  $\beta$  increase by a factor of more than 10 throughout the 3-5 and 8-15  $\mu\text{m}$  window regions when the relative humidity is increased from 0.5 to 0.99. For a two-component distribution model, the aerosol extinction coefficient in the shorter wavelength window is generally higher than that in the longer wavelength window. For a relative humidity higher than 0.8, a dip in the value of  $\beta$  around 10-11  $\mu\text{m}$  is also noticed.

In contradistinction to the results previously obtained by using simpler models, the influence of relative humidity on aerosol extinction has shown to be more dramatic and a better aerosol transmission condition in the 8-15  $\mu\text{m}$  region is also indicated.

## 6.0 ACKNOWLEDGEMENTS

We wish to thank Dr. G. Giroux for bringing to our attention the present problem. We are grateful to Mr. N. Vadeboncoeur for the computation of the efficiency factor and to Mr. S. Kerr for his help in programming.

7.0 REFERENCES

1. Barnhardt, E.A. and Street, J.L., "A Method for Predicting Atmospheric Aerosol Scattering Coefficient in the Infrared", Applied Optics, Vol. 9, pp. 1337-1344, 1970.
2. Hodges, J.A., "Aerosol Extinction Contribution to Atmospheric Attenuation in Infrared Wavelengths", Applied Optics, Vol. 11, pp. 2304-2310, 1972.
3. Hanel, G., "The Properties of Atmospheric Aerosol Particles as Functions of the Relative Humidity at Thermodynamic Equilibrium with The Surrounding Moist Air", Advance in Geophysics, Vol. 19, pp. 73-188, 1976.
4. Keith, C.H. and Arons, A.B., "The Growth of Sea-Salt Particles by Condensation of Atmospheric Water Vapour", V. Meteorol, Vol. 11, pp. 173-184, 1954.
5. LI, H.H., "Refractive Index of Alkali Halides and its Wavelength and Temperature Derivatives", J. Phys. Chem. Ref. Data, Vol. 5, pp. 329-528, 1976.
6. Volz, F.E., "Infrared Absorption by Atmospheric Aerosol Substances", J. Geo, Research, Vol. 71, 1972.
7. Selby, J.E.A., Mc Clatchey, R.A. "Atmospheric Transmittance from 0.25 to 28.5  $\mu\text{m}$  Computer Code LOWTRAN 3" Optical Physics Laboratory Project 7670, Air Force Cambridge Research Laboratories, Air Force Systems Command, USAF, 1975.
8. Hale, G.M. and Querry M.R., "Optical Constants for Water in the 200 nm to 200  $\mu\text{m}$  Wavelength Region", Applied Optics, Vol. 12, pp. 555-563, 1973
9. Mie, G. "Beitrag zur Optik Trüber Medien Speziell Kolloidaler Metallösungen", Ann. phys., Vol. 25, pp. 377-445, 1908.
10. Dave, J.V., "Subroutine for Computing the Parameters of the Electromagnetic Radiation Scattered by Sphere", Rep. No 320-3237, IBM Scientific Center, Palo Alto, California, 1968.
11. Yates, H.W. and Taylor J.H., "Infrared Transmission of the Atmosphere", NRL Report 5453, U.S. Naval Research Laboratory, Washington D.C., 1960.
12. Kurnick, S.W., Zitter, R.N. and Williams, P.B., "Attenuation on Infrared Radiation by Fogs", J. Opt. Soc. Amer., Vol. 50, pp. 578-583, 1960.

13. Curcio, J.A., "Evaluation of Atmospheric Aerosol Particle Size Distribution from Scattering Measurements in the Visible and Infrared", J. Opt. Soc. Amer, Vol. 51, pp. 548-551, 1961.
14. Zuev, V.E., "Propagation of Visible and Infrared Radiation in the Atmosphere", John Wiley & Sons, New York, Toronto, Chapter 7.



CRDV R-4121/79 (NON CLASSIFIE)

Bureau - Recherche et Développement, MDN, Canada.  
CRDV, C.P. 880, Courcellette, Qué. GOA 1RO

"Les effets de l'humidité relative sur l'extinction des aérosols dans les bandes spectrales de 3-5  $\mu\text{m}$  et 8-15  $\mu\text{m}$ "  
par W.G. Tam et Capt. C. Boily

L'étude du changement du coefficient d'extinction des aérosols infrarouges en fonction de l'humidité relative est l'objet de ce rapport. On se base sur un modèle à deux types de distribution des particules: maritime et continental. Le facteur du coefficient d'extinction des aérosols s'accroît de plus de 10 dans les bandes spectrales de 3-5 et 8-15  $\mu\text{m}$  lorsque l'humidité relative passe de 0.5 à 0.99. Aux humidités relatives très élevées, une région d'extinction plus faible est observée autour de 10-11  $\mu\text{m}$ . (NC)

CRDV R-4121/79 (NON CLASSIFIE)

Bureau - Recherche et Développement, MDN, Canada.  
CRDV, C.P. 880, Courcellette, Qué. GOA 1RO

"Les effets de l'humidité relative sur l'extinction des aérosols dans les bandes spectrales de 3-5  $\mu\text{m}$  et 8-15  $\mu\text{m}$ "  
par W.G. Tam et Capt. C. Boily

L'étude du changement du coefficient d'extinction des aérosols infrarouges en fonction de l'humidité relative est l'objet de ce rapport. On se base sur un modèle à deux types de distribution des particules: maritime et continental. Le facteur du coefficient d'extinction des aérosols s'accroît de plus de 10 dans les bandes spectrales de 3-5 et 8-15  $\mu\text{m}$  lorsque l'humidité relative passe de 0.5 à 0.99. Aux humidités relatives très élevées, une région d'extinction plus faible est observée autour de 10-11  $\mu\text{m}$ . (NC)

CRDV R-4121/79 (NON CLASSIFIE)

Bureau - Recherche et Développement, MDN, Canada.  
CRDV, C.P. 880, Courcellette, Qué. GOA 1RO

"Les effets de l'humidité relative sur l'extinction des aérosols dans les bandes spectrales de 3-5  $\mu\text{m}$  et 8-15  $\mu\text{m}$ "  
par W.G. Tam et Capt. C. Boily

L'étude du changement du coefficient d'extinction des aérosols infrarouges en fonction de l'humidité relative est l'objet de ce rapport. On se base sur un modèle à deux types de distribution des particules: maritime et continental. Le facteur du coefficient d'extinction des aérosols s'accroît de plus de 10 dans les bandes spectrales de 3-5 et 8-15  $\mu\text{m}$  lorsque l'humidité relative passe de 0.5 à 0.99. Aux humidités relatives très élevées, une région d'extinction plus faible est observée autour de 10-11  $\mu\text{m}$ . (NC)

CRDV R-4121/79 (NON CLASSIFIE)

Bureau - Recherche et Développement, MDN, Canada.  
CRDV, C.P. 880, Courcellette, Qué. GOA 1RO

"Les effets de l'humidité relative sur l'extinction des aérosols dans les bandes spectrales de 3-5  $\mu\text{m}$  et 8-15  $\mu\text{m}$ "  
par W.G. Tam et Capt. C. Boily

L'étude du changement du coefficient d'extinction des aérosols infrarouges en fonction de l'humidité relative est l'objet de ce rapport. On se base sur un modèle à deux types de distribution des particules: maritime et continental. Le facteur du coefficient d'extinction des aérosols s'accroît de plus de 10 dans les bandes spectrales de 3-5 et 8-15  $\mu\text{m}$  lorsque l'humidité relative passe de 0.5 à 0.99. Aux humidités relatives très élevées, une région d'extinction plus faible est observée autour de 10-11  $\mu\text{m}$ . (NC)

DREV R-4121/79 (UNCLASSIFIED)

Research and Development Branch, DND, Canada.  
DREV, P.O. Box 880, Courcellette, Que. GOA 1R0

"The effects of relative humidity on atmospheric aerosol extinction in the 3-5  $\mu\text{m}$  and 8-15  $\mu\text{m}$  spectral regions"  
by W.G. Tam and Capt. C. Boily

The variation of the infrared aerosol extinction coefficient as a function of relative humidity is studied. This is based on a two-component particle distribution model. The aerosol extinction coefficient increases by a factor of more than 10 throughout the 3-5 and 8-15  $\mu\text{m}$  spectral regions as the relative humidity increases from 0.5 to 0.99. For high relative humidities, a region of lower extinction around 10-11  $\mu\text{m}$  is noticed. (U)

DREV R-4121/79 (UNCLASSIFIED)

Research and Development Branch, DND, Canada.  
DREV, P.O. Box 880, Courcellette, Que. GOA 1R0

"The effects of relative humidity on atmospheric aerosol extinction in the 3-5  $\mu\text{m}$  and 8-15  $\mu\text{m}$  spectral regions"  
by W.G. Tam and Capt. C. Boily

The variation of the infrared aerosol extinction coefficient as a function of relative humidity is studied. This is based on a two-component particle distribution model. The aerosol extinction coefficient increases by a factor of more than 10 throughout the 3-5 and 8-15  $\mu\text{m}$  spectral regions as the relative humidity increases from 0.5 to 0.99. For high relative humidities, a region of lower extinction around 10-11  $\mu\text{m}$  is noticed. (U)

DREV R-4121/79 (UNCLASSIFIED)

Research and Development Branch, DND, Canada.  
DREV, P.O. Box 880, Courcellette, Que. GOA 1R0

"The effects of relative humidity on atmospheric aerosol extinction in the 3-5  $\mu\text{m}$  and 8-15  $\mu\text{m}$  spectral regions"  
by W.G. Tam and Capt. C. Boily

The variation of the infrared aerosol extinction coefficient as a function of relative humidity is studied. This is based on a two-component particle distribution model. The aerosol extinction coefficient increases by a factor of more than 10 throughout the 3-5 and 8-15  $\mu\text{m}$  spectral regions as the relative humidity increases from 0.5 to 0.99. For high relative humidities, a region of lower extinction around 10-11  $\mu\text{m}$  is noticed. (U)

DREV R-4121/79 (UNCLASSIFIED)

Research and Development Branch, DND, Canada.  
DREV, P.O. Box 880, Courcellette, Que. GOA 1R0

"The effects of relative humidity on atmospheric aerosol extinction in the 3-5  $\mu\text{m}$  and 8-15  $\mu\text{m}$  spectral regions"  
by W.G. Tam and Capt. C. Boily

The variation of the infrared aerosol extinction coefficient as a function of relative humidity is studied. This is based on a two-component particle distribution model. The aerosol extinction coefficient increases by a factor of more than 10 throughout the 3-5 and 8-15  $\mu\text{m}$  spectral regions as the relative humidity increases from 0.5 to 0.99. For high relative humidities, a region of lower extinction around 10-11  $\mu\text{m}$  is noticed. (U)