



Measurements and analysis of reverberation, target echo, and clutter

*FY11 Annual Report for Office of Naval Research Grant
N00014-06-1-0830*

*Dale D. Ellis
Defence R&D Canada – Atlantic*

*Prepared for:
US Office of Naval Research
875 North Randolph Street, Suite 1425, Code 321 OA
Arlington, VA 22203-1995, USA*

This publication is protected by copyright, which vests with Her Majesty the Queen in Right of Canada 2012. Any publication, use or release of this document must be in accordance with the Creative Commons license Attribution-NonCommercial-NoDerivs 3.0 (<http://creativecommons.org/licenses/by-nc-nd/3.0/>).

Defence R&D Canada warrants that the work was performed in a professional manner conforming to generally accepted practices for scientific research and development.

This report is not a statement of endorsement by the Department of National Defence or the Government of Canada.

Defence R&D Canada – Atlantic

External Client Report
DRDC Atlantic ECR 2011-214
February 2012

This page intentionally left blank.

Measurements and analysis of reverberation, target echo, and clutter

*FY11 Annual Report for Office of Naval Research Grant
N00014-06-1-0830*

Dale D. Ellis
Defence R&D Canada – Atlantic

Prepared for:

US Office of Naval Research
875 North Randolph Street, Suite 1425, Code 321 OA
Arlington, VA 22203-1995, USA

This publication is protected by copyright, which vests with Her Majesty the Queen in Right of Canada 2012. Any publication, use or release of this document must be in accordance with the Creative Commons license Attribution-NonCommercial-NoDerivs 3.0 (<http://creativecommons.org/licenses/by-nc-nd/3.0/>).

Defence R&D Canada warrants that the work was performed in a professional manner conforming to generally accepted practices for scientific research and development.

This report is not a statement of endorsement by the Department of National Defence or the Government of Canada.

Defence R&D Canada – Atlantic

External Client Report
DRDC Atlantic ECR 2011-214
February 2012

Principal Author

Original signed by Dale D. Ellis

Dale D. Ellis

Approved by

Original signed by Dan Hutt

Dan Hutt

Head/Underwater Sensing Section

Approved for release by

Original signed by Calvin Hyatt

Calvin Hyatt

Head/Document Review Panel

- © Her Majesty the Queen in Right of Canada as represented by the Minister of National Defence, 2012
- © Sa Majesté la Reine (en droit du Canada), telle que représentée par le ministre de la Défense nationale, 2012

Abstract

This is the Fiscal Year 2011 annual report by the PI to the US Office of Naval Research (ONR) for Grant N00014-06-1-0830: “Measurements and analysis of reverberation, target echo, and clutter.” The main accomplishments for the year were: (i) enhancements to the PI’s Clutter Model, and comparison with towed array data from the Malta Plateau; (ii) providing solutions of reverberation and target echo for several range-dependent problems from the Reverberation Modeling Workshop and UK Symposium on Validation of Sonar Performance Assessment Tools; (iii) extending the adiabatic model to handle range-dependent subbottom scattering; and (iv) in collaboration with other authors, submission of a journal manuscript comparing analytical techniques, ray theory, energy flux, and normal modes for Problem 11 of the Reverberation Modeling Workshop. In the PI’s opinion, the most significant item was the refinement of the Clutter Model, and comparisons with towed array data.

Résumé

Voici le rapport annuel pour l’exercice financier 2011 soumis par le CP au *Office of Naval Research* (ONR) des États-Unis pour la subvention N00014-06-1-0830 : «Mesures et analyse de la réverbération, des échos de cible et du fouillis d’écho ». Voici les principales réalisations de l’exercice : (i) améliorations au modèle de fouillis du CP, et comparaison avec les données sur le plateau de Malte provenant d’un réseau remorqué ; (ii) solutions aux problèmes de réverbération et d’écho de cible pour plusieurs problèmes où les conditions environnementales varient en fonction de la distance présentés au *Reverberation Modeling Workshop* (atelier de modélisation de la réverbération) et au *UK Symposium on Validation of Sonar Performance Assessment Tools* (symposium du Royaume-Uni sur la validation des outils d’évaluation du rendement des sonars) ; (iii) expansion du modèle adiabatique afin de calculer le bruit du sous-fond en fonction de la distance ; et (iv) de concert avec d’autres auteurs, présentation d’un article qui compare les techniques d’analyse, la théorie des rayons, les flux d’énergie et les modes normaux afin d’aider à résoudre le problème N° 11 de l’atelier sur la modélisation de la réverbération. Le CP juge que la plus importante réalisation est l’amélioration du modèle de fouillis acoustique et la comparaison des résultats avec les données recueillies par le réseau remorqué.

This page intentionally left blank.

Executive summary

Measurements and analysis of reverberation, target echo, and clutter: FY11 Annual Report for Office of Naval Research Grant N00014-06-1-0830

Dale D. Ellis; DRDC Atlantic ECR 2011-214; Defence R&D Canada – Atlantic; February 2012.

Background: The Principal Investigator (PI) spends two months per year at the Applied Research Laboratory of The Pennsylvania State University, funded by the US Office of Naval Research (ONR). Each year a short Annual Report needs to be submitted to ONR.

The long-term goal of this work is to better understand and model reverberation, target echo, and clutter in shallow water environments, and to develop techniques for Rapid Environmental Assessment and environmentally adaptive sonar.

Principal results: This is the Fiscal Year 2011 annual report by the PI to the US Office of Naval Research (ONR) for Grant N00014-06-1-0830: “Measurements and analysis of reverberation, target echo, and clutter.” The main accomplishments for the year were: (i) enhancements to the PI’s Clutter Model, and comparison with towed array data from the Malta Plateau; (ii) providing solutions of reverberation and target echo for several range-dependent problems from the Reverberation Modeling Workshop and UK Symposium on Validation of Sonar Performance Assessment Tools; (iii) extending the adiabatic model to handle range-dependent subbottom scattering; and (iv) in collaboration with other authors, submission of a journal manuscript comparing analytical techniques, ray theory, energy flux, and normal modes for Problem 11 of the Reverberation Modeling Workshop.

Significance of results: In the PI’s opinion, the most significant item was the refinement of the Clutter Model, and comparisons with towed array data. Many clutter and target echo measurements have been made in the US/Canada/NURC joint experiments “Clutter 07” and “Clutter 09” on the Malta Plateau. A model to simulate some of the results was needed. The recently-developed Clutter Model enables quantitative comparisons with data from range-dependent environments. The model is computationally efficient, and allows direct comparisons with towed array beam time series. It thus has potential use for further development as a tactical tool for operational exercises.

The Clutter Model is being implemented into the DRDC System Test Bed (a prototype sonar processing system), a version of which is the Pleiades system used in some Canadian Forces naval exercises. Small research contracts for this implementation were let in 2009,

2010, and 2011. A standalone version with Java GUI and public domain databases was implemented on a Windows system in 2010, and extended to Unix systems in 2011.

Though the Clutter Model is computationally efficient, determining the limits of its adiabatic mode approach is an important research question. The predictions for the range-dependent benchmark test problems seem to be the first predictions published, and give a starting point for more accurate solutions.

Even with a smooth ocean floor, acoustic clutter in the water column can be generated by subbottom effects. Collaboration with Holland has shown that even slowly-varying sediment layers can lead to a large target like response. The extension of the PI's model to handle a range-dependent subbottom has helped explain the causes of this response.

Future work: A standalone version of the Clutter Model with public domain databases and a Java GUI was developed by Brooke Numerical Systems in 2010; the Java GUI is presently being extended to handle all the features of the Clutter Model.

Additional effort is required to complete the integration of Clutter Model into the System Test Bed. The hope is to implement the Clutter Model as a Tactical Tool. Refinement of the computational engine is desirable, but the architecture allows easy upgrades.

It is expected that the newly approved DRDC Technical Demonstrator Project AMASE (Advancing Multistatic Active Sonar Employment) will make use of many of the techniques developed under this collaborative project.

The "benchmark" paper on one of the flat bottom Reverberation Modeling Workshop problems was submitted to a journal, and revisions are in progress. A manuscript is being prepared for the range-dependent subbottom scattering.

Additional work on determining the range of validity of the adiabatic mode approach is planned.

Sommaire

Measurements and analysis of reverberation, target echo, and clutter: FY11 Annual Report for Office of Naval Research Grant N00014-06-1-0830

Dale D. Ellis ; DRDC Atlantic ECR 2011-214 ; R & D pour la défense Canada – Atlantique ; février 2012.

Introduction : Le chercheur principal (CP) passe deux mois par an à l'*Applied Research Laboratory* de l'Université d'État de Pennsylvanie, dans le cadre d'un projet de recherche financé par l'*Office of Naval Research* (ONR) des États-Unis. Chaque année, un court rapport annuel doit être présenté à l'ONR.

Le but à long terme de ce travail est de mieux comprendre et modéliser la réverbération, les échos de cible et le fouillis d'écho dans les eaux peu profondes, ainsi que de développer des techniques pour l'évaluation rapide de l'environnement et pour les systèmes sonar adaptatifs à l'environnement.

Principaux résultats : Voici le rapport annuel pour l'exercice 2011 soumis par le CP au *Office of Naval Research* (ONR) des États-Unis pour la subvention N00014-06-1-0830 : « Mesures et analyse de la réverbération, des échos de cible et du fouillis d'écho ». Voici les principales réalisations de l'exercice : (i) améliorations au modèle de fouillis du CP, et comparaison avec les données sur le plateau de Malte provenant d'un réseau remorqué ; (ii) solutions aux problèmes de réverbération et d'écho de cible pour plusieurs problèmes où les conditions environnementales varient en fonction de la portée présentés au *Reverberation Modeling Workshop* (atelier de modélisation de la réverbération) et au *UK Symposium on Validation of Sonar Performance Assessment Tools* (symposium du Royaume-Uni sur la validation des outils d'évaluation du rendement des sonars) ; (iii) expansion du modèle adiabatique afin de calculer le bruit du sous-fond en fonction de la distance ; et (iv) de concert avec d'autres auteurs, présentation d'un article qui compare les techniques d'analyse, la théorie des rayons, les flux d'énergie et les modes normaux afin d'aider à résoudre le problème N° 11 de l'atelier sur la modélisation de la réverbération.

Importance des résultats : Le CP juge que la plus importante réalisation est l'amélioration du modèle de fouillis acoustique et la comparaison des résultats avec les données recueillies par le réseau remorqué. Les expériences conjointes É.-U./Canada/NURC « Clutter 07 » et « Clutter 09 » ont permis de prendre bien des mesures dans le plateau de Malte. Or, il nous fallait un modèle afin de simuler certains des résultats obtenus. Un modèle de fouillis acoustique récemment élaboré permet justement une comparaison quantitative des résultats et les données d'environnements en fonction de la distance. Ce modèle utilise efficacement

les ressources informatiques et permet de comparer directement les résultats obtenus et les séries temporelles des faisceaux de réseaux remorqués. Il pourra donc être amélioré afin de servir d'outil tactique dans le cadre d'exercices opérationnels.

Ce modèle de fouillis acoustique est mis en œuvre dans le Banc d'essai des systèmes (STB) de RDDC, un système prototype de traitement des données de sonar ; le système Pleiades, utilisé dans certains exercices navals des Forces canadiennes, en est une version. Des contrats de recherche modestes visant cette mise en œuvre ont été accordés en 2009, 2010 et 2011. Une version exploitant une interface graphique en Java et des bases de données publiques a été mise en œuvre sur un système Windows en 2010, puis sur les systèmes Unix en 2011.

Le modèle de fouillis acoustique utilise efficacement les ressources informatiques ; cependant, établir les limites de l'approche adoptée (mode adiabatique) constitue un domaine de recherche important. Selon les auteurs, il n'y a pas d'autres prévisions de ce type qui ont été publiées ; elles sont donc un bon point de départ pour des solutions plus fidèles.

Même dans le cas où le fond marin est lisse, les caractéristiques du sous-fond peuvent entraîner un fouillis acoustique dans la colonne d'eau. Des travaux effectués avec Holland ont permis de démontrer que les couches sédimentaires du sous-fond dont les épaisseurs varient faiblement avec la distance peuvent générer des signaux acoustiques semblables à ceux d'une cible. L'expansion du modèle du CP pour tenir compte de ces variations a aidé à expliquer de tels résultats.

Travaux à venir : Brooke Numerical Systems a créé en 2010 une version autonome du modèle de fouillis acoustique, qui exploite des bases de données publiques et est munie d'une interface graphique en Java ; on travaille actuellement à ajouter des fonctions à cette interface afin qu'elle prenne en charge toutes les fonctions du modèle de fouillis acoustique.

D'autres travaux seront requis pour intégrer le modèle de fouillis acoustique au Banc d'essai des systèmes. Nous espérons faire de ce modèle un outil tactique. Améliorer le moteur de calcul serait utile, mais l'architecture du système rend les mises à jour faciles à effectuer.

Nous prévoyons que le projet de démonstration technique du RDDC Favoriser l'emploi de sonars actifs multistatiques (AMASE), récemment approuvé, permettra d'utiliser bien des techniques élaborées dans le cadre de ce projet coopératif.

L'article portant sur l'un des problèmes de l'atelier de modélisation de la réverbération des fonds marins lisses a été soumis à un périodique, et il est en cours de révision. Un manuscrit est aussi en préparation sur le fouillis acoustique des couches du sous-fond variant en fonction de la distance.

Nous prévoyons aussi d'autres travaux sur les limites de l'approche de mode adiabatique.

Table of contents

Abstract	i
Résumé	i
Executive summary	iii
Sommaire	v
Table of contents	vii
List of figures	viii
1 LONG-TERM GOALS	1
2 OBJECTIVES	1
3 APPROACH	1
4 WORK COMPLETED	2
5 RESULTS	3
6 IMPACT/APPLICATIONS	9
7 TRANSITIONS	9
8 RELATED PROJECTS	10
References	10
9 PUBLICATIONS	12
Annex A: Statistics file	15

List of figures

Figure 1:	Polar plot of towed array data from the Malta Plateau.	4
Figure 2:	Model prediction corresponding to data in Fig. 1.	4
Figure 3:	Model-data differences from Figs. 1 and 2.	5
Figure 4:	Environment and geometries (in blue) for Problems IV.1; the source is indicated by S, the receiver by R, and the target depth by the dotted line. The shapes (in red) of the three sound speed profiles (winter [dashed], isovelocity [solid] and summer [dot-dash]) are shown.	6
Figure 5:	Comparison of predictions at 3 frequencies using the r2d3 adiabatic mode model.	7
Figure 6:	Comparison of predictions at 250 Hz for Problem IV.1 with the summer profile and Lambert bottom scattering. The blue curve is the flat environment with model r2d3; the green curve is the upslope environment with model r2d3. The red curve is the upslope environment using model nunoname; it almost obscures the green curve, showing excellent agreement between the two models.	8

1 LONG-TERM GOALS

The long-term goal of this work is to better understand and model reverberation, target echo, and clutter in shallow water environments, and to develop techniques for Rapid Environmental Assessment (REA) and environmentally adaptive sonar.

2 OBJECTIVES

The current project is a joint collaboration between Defence Research & Development Canada – Atlantic (DRDC Atlantic) and the Applied Research Laboratory of The Pennsylvania State University (ARL/PSU) to analyze and model reverberation, target echo, and clutter data in shallow water. It allows the Principal Investigator (PI) to spend approximately two months each year at ARL/PSU. The collaboration leverages programs in Canada and the US, and joint research projects with the NATO Undersea Research Centre (NURC). The primary effort is analysis and interpretation of data, together with development and validation of improved modeling algorithms.

3 APPROACH

The PI spends two months per year at ARL/PSU, conducting joint research primarily with Drs. John Preston and Charles Holland. Additional collaboration takes place throughout the year. The main objective of this collaboration is to analyze, model, and interpret data received on towed arrays during reverberation and clutter sea trials. The primary outputs of the collaboration are manuscripts for joint publications in conference proceedings and refereed journals. Secondary outputs are improved models and algorithms.

Foci of this collaboration are Joint Research Projects (JRPs) between NURC, Canada, and several US research laboratories (ARL in particular). The JRP “Characterizing and Reducing Clutter for Broadband Active Sonar” is now complete. A proposed JRP “Modeling and Stimulation for ASW Active Sonar Trainers” for years 2011–2013 was accepted by NURC, but no resources have been yet allocated for 2011.

Over the past few years, the ONR Reverberation Modeling Workshops [1, 2, 3] have been a focus for collaboration. The PI extended and exercised two of his models on a number of problems [4], and collaborated with Preston in developing a Matlab-based model [5]. A paper with Holland has been published [6], and a paper with Ainslie and Harrison has been submitted.

The ONR Reverberation Modeling Workshops have stimulated further work along the same lines. One such activity was the 2010 Symposium on Validation of Sonar Performance

Assessment Tools, sponsored by the UK Institute of Acoustics. The “Weston Symposium” extended the ONR problems to the full sonar scenario, including matched filter processing, background noise, and signal-to-noise ratio [7]. The PI was a member of the problem definition committee for the second Reverberation Modeling Workshop, held in May 2008, and provided advice on several iterations of the Weston Symposium problem definitions.

Recent work by the PI has focused on range-dependent reverberation modeling and target echo calculations, and the development of a “Clutter Model”. In addition, the collaboration with Holland on the modeling of sub-bottom scattering [6] has been extended to include range-dependence [8].

4 WORK COMPLETED

This section summarizes some of the work completed in FY2011.

The wrap-up meeting of the JRP “Characterizing and Reducing Clutter for Broadband Active Sonar” was held at NURC in late September 2011. Immediately following it, the initial meeting for the proposed JRP “Modeling and Stimulation for ASW Active Sonar Trainers” was held. The project has been accepted for the NURC program of work for years 2011–2013, but no NURC resources have been yet allocated for 2011.

In collaboration with Michael Ainslie and Chris Harrison, a careful comparison has been made of various predictions for Problem 11 of the 2006 Reverberation Modeling Workshop – a Pekeris environment with Lambert scattering from the bottom. The modeling approaches use analytical techniques, ray theory, energy flux, and normal modes. A presentation on this has been made at the Spring 2011 meeting of the Acoustical Society of America [9], and a journal manuscript was submitted.

As part of the model development for model-data comparisons, the fast shallow-water reverberation model [10, 4] based on normal modes has been extended to a bistatic, range-dependent Clutter Model that includes target echo and feature scattering. This formulation, based on adiabatic modes, was developed in 2008 [11] and example calculations for a flat bottom environment were done using Matlab. In 2010 the model was converted to Fortran 95, and extended to handle range-dependent bathymetry and scattering. Like the fast flat-bottom reverberation model, it is computationally efficient and includes the 3-D effects of towed array beam patterns in order to facilitate comparison with experimental measurements. A short paper describing the model appeared in *Canadian Acoustics* in 2010 [12], and further enhancements to it were made in 2011. Range-dependent predictions were compared with towed array clutter data from the Malta Plateau, and presented as an invited paper [13] at the 2011 Underwater Acoustic Measurements Conference. This comparison is illustrated in the “Results” section below.

A very useful feature of the Clutter Model formulation is that the computational engine is a subroutine, rather than a standalone program. This facilitates its inclusion in other applications. Work is progressing to include it in the DRDC System Test Bed (a version of which goes to sea with the Canadian Forces). A standalone version with Java GUI and public domain databases [14] was implemented on a Windows system in 2010, and extended to Unix systems in 2011.

Though the Clutter Model is computationally efficient, determining the limits of its adiabatic mode approach is an important research question. In 2011 the PI produced predictions [15] for some range-dependent problems from the Reverberation Modeling Workshop and the Weston Symposium on Validation of Sonar Performance Assessment Tools. To facilitate this, the PI collaborated with John Preston in extending his Matlab/ORCA reverberation model [16] to handle range dependent environments [17]. Examples of these predictions are illustrated in the “Results Section” below. These seem to be the first range-dependent predictions published, and give a starting point for more accurate solutions.

Even with a smooth bottom, acoustic clutter in the water column can be generated by sub-bottom effects. Collaboration with Holland has shown that even slowly-varying sediment layers can lead to a large target like response. To facilitate this, the adiabatic mode model was applied to environments with a range-dependent subbottom, and predictions compared with energy flux solutions. A manuscript is in progress, and a presentation will be made at the Fall 2011 meeting of the Acoustical Society of America [8].

5 RESULTS

This section illustrates a few results from the activities mentioned in the previous section.

Comparison with towed array data from the Malta Plateau

Results from the Clutter Model were compared with towed array data from the Boundary 2004 experiment on the Malta Plateau. Figure 1 shows a polar plot of reverberation data received on the NURC towed array. The array has 84 triplet elements with a design frequency of 1800 Hz for sound speed 1512 m/s; here the 90-m SUS data in a 50 Hz band centered at 630 Hz are processed as a linear array (with left-right ambiguity). The measurement and processing procedure is similar to that described in Preston and Ellis [18]. For display, the time series is mapped into range and the beams are mapped into azimuth to form a polar plot, which is overlaid over the bathymetry shown with contours at 10 m intervals. The geometry is essentially monostatic, with the NATO vessel R/V Alliance towing the array on a near southerly heading of 176° . The black ellipse (circle) marks the 30 s time line. From the plot we see there is high reverberation at short times, high scattering from the Ragusa ridge to the east, and high ambient noise on several beams, particularly near endfire.

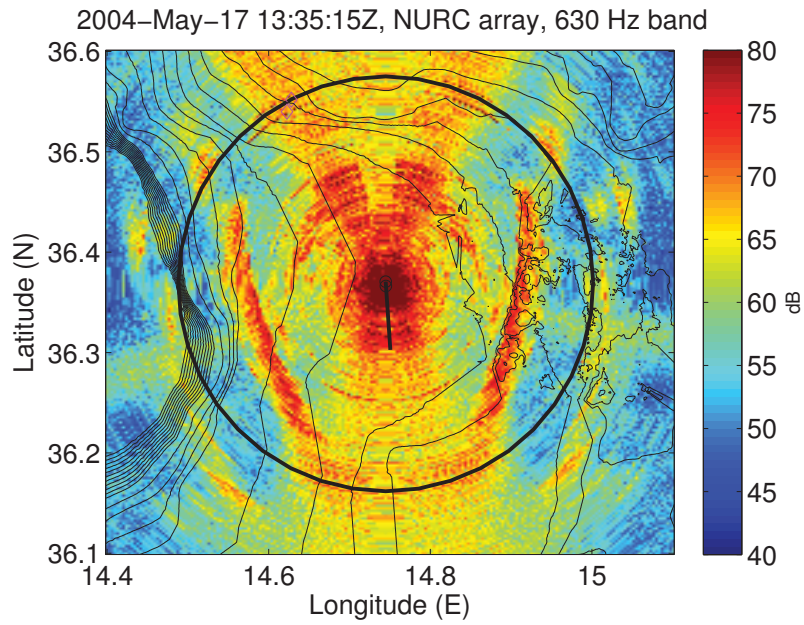


Figure 1: Polar plot of towed array data from the Malta Plateau.

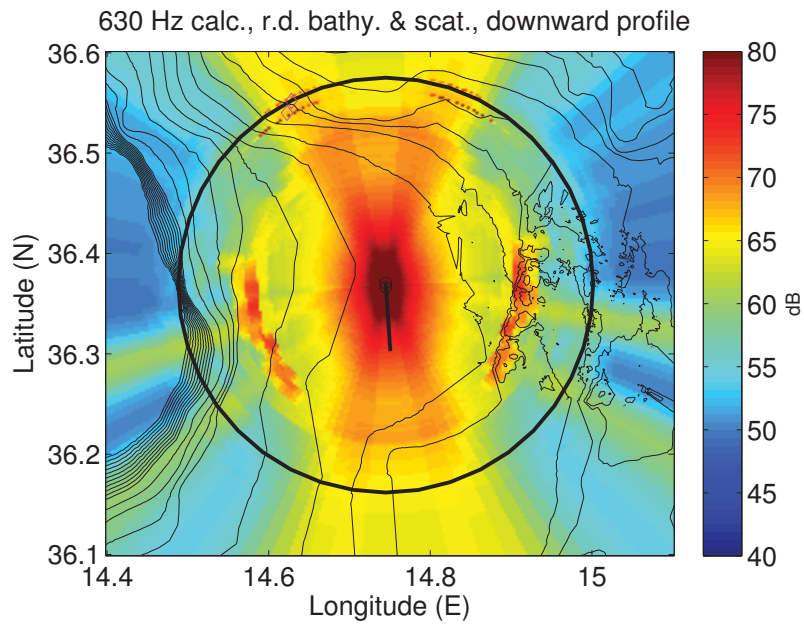


Figure 2: Model prediction corresponding to data in Fig. 1.

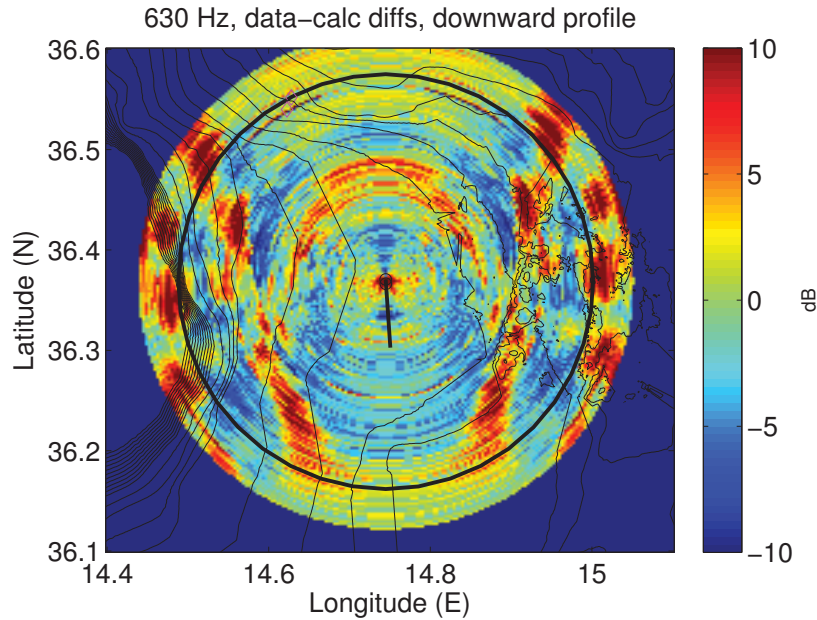


Figure 3: Model-data differences from Figs. 1 and 2.

Figure 2 shows the corresponding model predictions. The normal modes were calculated at the centre frequency of 630 Hz at each grid point, using the water depth at the grid point, and a downward sound speed profile (1520 m/s at the surface and 1512 m/s at the bottom, corresponding to the measured one). The bottom was a uniform half-space with sound speed 1643 m/s, relative density 1.64, attenuation 0.7 dB/m-kHz, and Lambert's rule scattering of -37 dB (all obtained from a manual fit [19] to previous data at a nearby site). For the calculation here, the Lambert coefficient was arbitrarily enhanced by 10 dB near the Ragusa Ridge, to account for the higher scattering expected from the rough region. Predictions on each of the 85 beams were made to a time of 36 s. For each beam the calculations were performed using 46 radials from the receiver (every 5° in the eastern quadrant and 10° elsewhere), with effective beam patterns on each radial [18]; the effect of the conical beams and any sidelobes is included in the calculations. The modeled ambient noise on each beam was obtained from a sample of the measured beam data about 80 s after the main arrival. The calculation captures many of the features evident in the data. The enhanced scattering from the Ragusa Ridge shows up clearly in the predictions. Note that the reverberation has dropped below the ambient noise after about 20 s, and the noisy beams show up as radials evident near endfire and around 14° and 34° forward of broadside. The Campo Vega oil drilling platform and tender near 36.54°N 14.63°E are included as clutter objects. The computations, using the `gfortran` compiler (unoptimized), took about 50 s using only one of the processors on a 2.66 GHz MacBook Pro. This includes mode calculations (50 modes on average at each of the 2601 grid points), and calculations of reverberation and

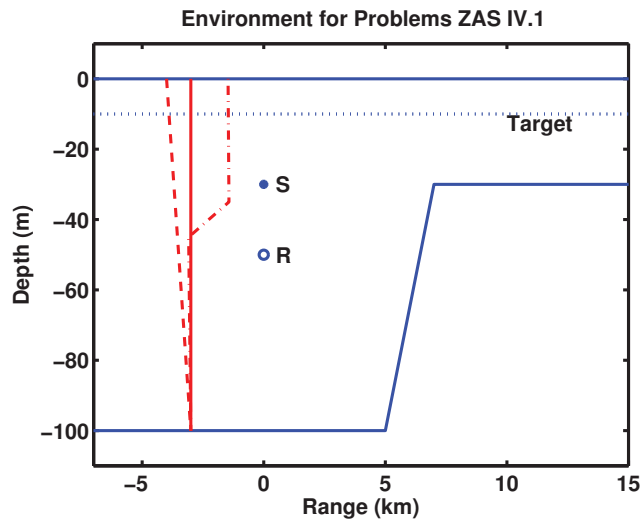


Figure 4: Environment and geometries (in blue) for Problems IV.1; the source is indicated by S, the receiver by R, and the target depth by the dotted line. The shapes (in red) of the three sound speed profiles (winter [dashed], isovelocity [solid] and summer [dot-dash]) are shown.

target echo at 200 time points on each of 85 beams. The model produces quite realistic results and is computationally efficient, so is being adapted for into the System Test Bed as a potential operator tool.

Given the reasonably coarse inputs, the agreement between the model predictions and data is satisfactory. However, we need to assess where improvements could be made. Figure 3 shows the model-data differences. The model is generally in good agreement with the data – within a few dB at short times where the bathymetry is quite flat. Our crude, but reasonable, scattering enhancement along the Ragusa Ridge eliminated a large part of the differences. However, the predictions are not sufficiently capturing the effect of the range-dependent bathymetry; it needs to be determined if this is due to the coarse bathymetry or if the adiabatic method needs improving.

Adiabatic mode predictions for an upslope environment

Adiabatic mode predictions were made [15] for some range-dependent test problems from the Reverberation Modeling Workshop and the Sonar Performance Assessment Tools workshop. Here an example is shown for Problem IV.1 [7] using a variant of the Clutter Model, called `r2d3`.

Figure 4 illustrates the environment, which is flat at 100 m depth to 5 km, has a slope of 2.00° from 5–7 km, and continues flat at 30 m to 45 km. There can be one of three sound speed profiles: isovelocity (1500 m/s), winter (sound speed 1490 m/s at the surface,

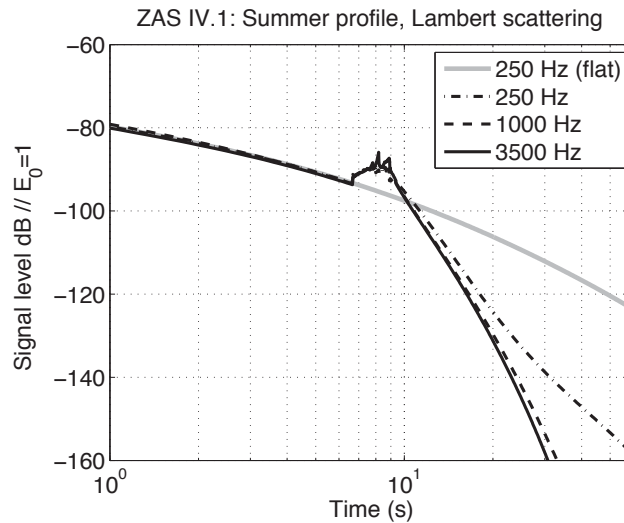


Figure 5: Comparison of predictions at 3 frequencies using the *r2d3* adiabatic mode model.

with linear gradient to 1500 m/s at the bottom); and summer (sound speeds of 1515.3, 1515.7, 1499.1, and 1500 m/s at depths of 0, 35, 45, and 100 m respectively). There are no horizontal gradients, so for the summer and winter profiles the sound speed at the bottom is not exactly 1500 m/s at the shallower depths. The bottom is a fluid halfspace, with density ratio 2.0, sound speed 1700 m/s, attenuation 0.5 dB/wavelength; the bottom scattering is Lambert's rule with -27 dB coefficient; the volume absorption in the water was assumed to be zero; the bottom loss was the Rayleigh reflection coefficient with no additional reflection loss from the scattering. An omnidirectional source of unit energy is at 30 m depth and the receiver is at 50 m, both at 0 range; a 10 dB omnidirectional point target is at depth 10 m out to 45 km. Problem IV.1 specifies the environment to be a wedge, and the receiver at 50 m depth to be a horizontal line array oriented "into the page", so that one side of the broadside beam looks directly up slope, and the other in the opposite direction. We model it as an omnidirectional receiver in an axisymmetric "bowl"; the correction for the broadside beam in the wedge would be very close to 20 dB. The UAM 2011 paper [15] shows target echo and reverberation calculations for several frequencies and profiles. Figure 5 here shows reverberation at 3 frequencies for the summer profile. The grey curve shows the flat bottom case – at 250 Hz, but the other frequencies are similar. For the upslope problem, in the flat region, to 5 km (about 6.7 s), there is very little frequency dependence. The reverberation then jumps up due to the 2° bottom slope, and continues to increase as the water depth decreases. At 7 km (about 9.3 s) the reverberation drops as the bottom flattens out, and the reverberation falls off faster than the flat bottom case due to increased bottom interaction in the shallower water; the higher frequencies are affected more than in the 250 Hz case.

Preston extended his Matlab/ORCA model [16] to include range dependence with adiabatic

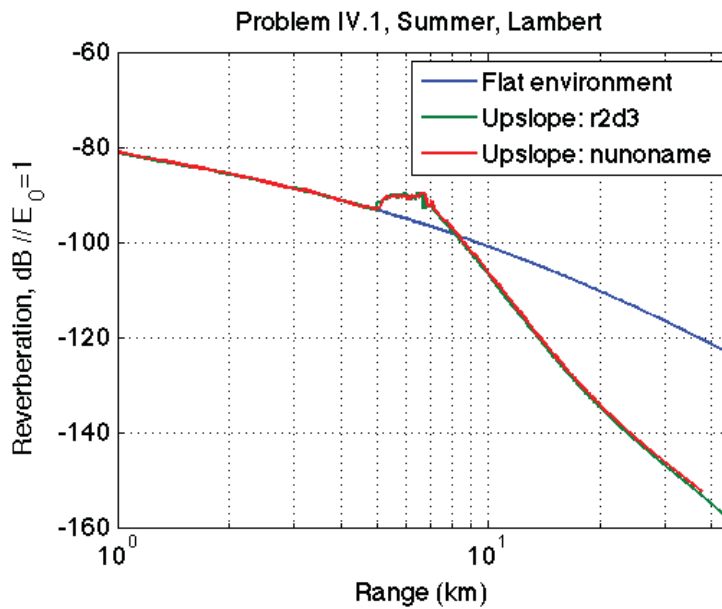


Figure 6: Comparison of predictions at 250 Hz for Problem IV.1 with the summer profile and Lambert bottom scattering. The blue curve is the flat environment with model r2d3; the green curve is the upslope environment with model r2d3. The red curve is the upslope environment using model nunoname; it almost obscures the green curve, showing excellent agreement between the two models.

modes [17]. His model uses the true wedge environment, the Reverberation Modeling Workshop pulse, and an ideal 2° horizontal beam pattern pointed upslope. Adjusting his result by 43 dB, Fig. 6 compares the predictions at 250 Hz for the isovelocity environment at 250 Hz for the PI's `r2d3` model and Preston's `newnoname` model [17]. The agreement is seen to be extremely good between the two implementations. The adiabatic method still needs to be tested against more accurate methods, such as coupled modes.

6 IMPACT/APPLICATIONS

From an operational perspective, clutter is viewed as one of the most important problems facing active sonar in shallow water. The long-term objective of this work is to better understand and model reverberation and clutter in shallow water environments, and to develop techniques for Rapid Environmental Assessment (REA) and environmentally adaptive sonar. The work on clutter is related to the DRDC effort in auralization and co-operative work with TTCP and other ONR efforts. Parts of the earlier research have been spun off into a DRDC TIAPS (Towed Integrated Active-Passive Sonar) Technology Demonstrator which has been evaluated in ASW exercises against submarine targets.

One goal is to be able to use the model with real clutter data from a towed array. If the target echo model can be validated, this could be a useful method for estimating the target strength of clutter features—and even submarines—in multipath shallow water environments. One could subtract out the background reverberation, including range-dependent effects and known scattering features, leaving behind the unidentified clutter on a display. These unidentified features would then be investigated by other techniques to try to determine their nature.

7 TRANSITIONS

The range-dependent reverberation and target echo model is being implemented as the Clutter Model on the DRDC System Test Bed (a prototype sonar processing system), a version of which is the Pleiades system used in some Canadian Forces naval exercises including four Submarine Commander Courses (SCC) between 2008 and 2010. Small research contracts for this implementation were let in 2009, 2010, and 2011. A standalone version [14] with public domain databases and a Java GUI was developed by Brooke Numerical Systems in 2010. It is presently being extended, and the hope is to be able to integrate the Clutter Model as a Tactical Tool in the System Test Bed.

The newly approved DRDC Technical Demonstrator Project AMASE (Advancing Multi-static Active Sonar Employment) will make use of many of the techniques developed under this collaborative project.

The 2010 David Weston Sonar Performance Assessment Symposium held in Cambridge, UK, had number of scenarios based on the ONR Reverberation Modeling Workshop problems, extended to the complete sonar problem. The driving force behind the sonar modeling is the Low Frequency Active Sonar program of TNO and the Royal Netherlands Navy.

8 RELATED PROJECTS

This project has contributed to the US/Canada/NURC Joint Research Project “Characterizing and Reducing Clutter in Broadband Active Sonar” which received substantial funding from ONR. A new proposal “Modeling and Stimulation for ASW Active Sonar Trainers” has been approved for the 2011–2013 Scientific Program of Work at NURC.

This ONR project also contributes to the DRDC Atlantic research program:
http://www.atlantic.drdc-rddc.gc.ca/researchtech/science_sections_eng.html,
in particular, Underwater Sensing,
http://www.atlantic.drdc-rddc.gc.ca/researchtech/us_eng.html.

As well, the personal interaction on this project facilitates additional collaborations between scientists in the various research laboratories.

References

- [1] Perkins, J. S. and Thorsos, E. I. (2007), Overview of the reverberation modeling workshops, *J. Acoust. Soc. Am.*, 122, 3074. Abstract 4aUW1. Special session on “Underwater Reverberation Measurements and Modeling”, 154th Meeting of Acoustical Society of America, 27 Nov – 1 Dec 2007, New Orleans, LA, USA.
- [2] Thorsos, E. I. and Perkins, J. S. (2008), Overview of the reverberation modeling workshops, In Nielsen et al.[20], pp. 3–14. Conference held at Villa Marigola, Lerici, Italy, 9–12 September 2008.
- [3] Perkins, J. S. and Thorsos, E. I. (2009), Update on the reverberation modeling workshops, *J. Acoust. Soc. Am.*, 126(4, Pt. 2), 2208. Abstract 2aUW1. Special session on “Reverberation Measurements and Modeling”, 158th Meeting of Acoustical Society of America, 26–30 October 2009, San Antonio, TX, USA.
- [4] Ellis, D. D. (2008), Normal-mode models OGOPOGO and NOGRP applied to the 2006 ONR Reverberation Modeling Workshop problems, (Technical Memorandum TM 2006-289) DRDC Atlantic, Dartmouth, NS, Canada.

- [5] Preston, J. R. and Ellis, D. D. (2008), Report on a normal mode and Matlab based reverberation model, Technical Memorandum TM 2006-290 DRDC Atlantic, Dartmouth, NS, Canada.
- [6] Holland, C. W. and Ellis, D. D. (2009), Two modeling approaches for reverberation in a shallow water waveguide where the scattering arises from a sub-bottom interface, *J. Comp. Acoust.*, 17(1), 29–43.
- [7] Zampolli, M., Ainslie, M. A., and Schippers, P. (2010), Scenarios for benchmarking range-dependent active sonar performance models, *Proc. Institute of Acoustics*, 32, Pt. 2, 53–63.
- [8] Holland, C. W. and Ellis, D. D. (2011), Can slowly varying sediment layers respond like a discrete target?, *J. Acoust. Soc. Am.*, 130(4, Pt. 2), 2339. Abstract 1pAOB5. Special session on “Steven Schock Session on Acoustic Bottom Characterization and Subbottom Imaging Including Buried Objects,” 162nd Meeting of Acoustical Society of America, 31 Oct – 4 Nov 2011, San Diego, CA, USA; 8 slides.
- [9] Ainslie, M. A., Ellis, D. D., and Harrison, C. H. (2011), Towards benchmarks of low frequency reverberation level in a Pekeris waveguide: Insight from analytical solutions, *J. Acoust. Soc. Am.*, 129(5, Pt. 2 of 2), 2631. Abstract only. Paper 4pUW10, presented by M. Ainslie at 161st Meeting of the Acoustical Society of America, Seattle, WA, USA, 23-27 May 2011.
- [10] Ellis, D. D. (1995), A shallow-water normal-mode reverberation model, *J. Acoust. Soc. Am.*, 97, 2804–2814.
- [11] Ellis, D. D., Preston, J. R., Hines, P. C., and Young, V. W. (2008), Bistatic signal excess calculations over variable bottom topography using adiabatic normal modes, In Nielsen et al.[20], pp. 97–104. Conference held at Villa Marigola, Lerici, Italy, 9–12 September 2008.
- [12] Ellis, D. D. and Pecknold, S. P. (2010), Range-Dependent Reverberation and Target Echo Calculations using the DRDC Atlantic Clutter Model, *Canadian Acoustics*, 38(3), 72–73.
- [13] Ellis, D. D. and Preston, J. R. (2011), DRDC Clutter Model: Range-dependent predictions compared with towed array reverberation and clutter data from the Malta Plateau, In Papadakis and Bjørnø[21], pp. 657–664. Invited paper in Structured Session “Temporal and Spatial Variability of Clutter, Reverberation and Propagation”.
- [14] Brooke, G. H., Kilistoff, S. J., Thomson, D. J., and Ellis, D. D. (2010), Performance Prediction via the java Acoustic Model Interface, *Canadian Acoustics*, 38(3), 64–65.

- [15] Ellis, D. D. (2011), Solutions to range-dependent reverberation and sonar workshop problems using an adiabatic normal mode model, In Papadakis and Bjørnø[21], pp. 485–490. Contributed paper in Structured Session “Active Sonar Performance Modeling, Validation and Simulation”.
- [16] Preston, J. R. and Ellis, D. D. (2009), Extracting bottom information from towed-array reverberation data Part I: Measurement methodology, *J. Mar. Syst.*, 78, S359–S371.
- [17] Preston, J. R. and Ellis, D. D. (2011), A MATLAB and Normal Mode Based Adiabatic Range-Dependent Reverberation Model, In Papadakis and Bjørnø[21], pp. 667–674. Invited paper in Structured Session “Temporal and Spatial Variability of Clutter, Reverberation and Propagation”.
- [18] Ellis, D. D. and Preston, J. R. (2009), Extracting bottom information from towed-array reverberation data. Part II: Extraction procedure and modelling methodology, *J. Mar. Syst.*, 78, S372–S381.
- [19] Preston, J. R., Ellis, D. D., and Gauss, R. C. (2005), Geoacoustic parameter extraction using reverberation data from the 2000 Boundary Characterization Experiment on the Malta Plateau, *IEEE J. Oceanic Eng.*, 30(4), 709–732.
- [20] Nielsen, P. L., Harrison, C. H., and Le Gac, J.-C., (Eds.) (2008), International Symposium on Underwater Reverberation and Clutter, NATO Undersea Research Centre, La Spezia, Italy. Conference held at Villa Marigola, Lerici, Italy, 9–12 September 2008.
- [21] Papadakis, J. S. and Bjørnø, L., (Eds.) (2011), 4th International Conference on Underwater Acoustic Measurements: Technologies and Results. Conference held in Kos island, Greece, 20-24 June 2011.

9 PUBLICATIONS

The following publications were accepted or published during the past year:

- G. H. Brooke, S. J. Kilistoff, D. J. Thomson, and D. D. Ellis. Performance prediction via the java Acoustic Model Interface. *Canadian Acoustics*, 38(3):64–65, September 2010. [published]
- Dale D. Ellis and Sean P. Pecknold. Range-dependent reverberation and target echo calculations using the DRDC Atlantic Clutter Model. *Canadian Acoustics*, 38(3):72–73, September 2010. [published]

- Dale D. Ellis. Solutions to range-dependent reverberation and sonar workshop problems using an adiabatic normal mode model. In J. S. Papadakis and L. Bjørnø, editors, *4th International Conference and Exhibition on Underwater Acoustic Measurements: Technologies and Results*, pages 485–490, 2011. [published]
- Dale D. Ellis and John R. Preston. DRDC Clutter Model: Range-dependent predictions compared with towed array reverberation and clutter data from the Malta Plateau. In J. S. Papadakis and L. Bjørnø, editors, *4th International Conference and Exhibition on Underwater Acoustic Measurements: Technologies and Results*, pages 657–664, 2011. [published]
- John R. Preston and Dale D. Ellis. A MATLAB and normal mode based adiabatic range-dependent reverberation model. In J. S. Papadakis and L. Bjørnø, editors, *4th International Conference and Exhibition on Underwater Acoustic Measurements: Technologies and Results*, pages 667–674, 2011. [published]
- Dale D. Ellis. Calculations of reverberation and fathometer returns at short times. In M. A. Ainslie and M. Zampolli, editors, *Proceedings of David Weston Sonar Performance Assessment Symposium*, Cambridge, UK, 2010. Abstract only. [in press]
- Dale D. Ellis. Normal mode and ray predictions for the Sonar Performance Assessment problems. In M. A. Ainslie and M. Zampolli, editors, *Proceedings of David Weston Sonar Performance Assessment Symposium*, Cambridge, UK, 2010. Abstract only. [in press]

This page intentionally left blank.

Annex A: Statistics file

This is a copy of the FY2011 ONR statistics file, statistics_ellis-2011.txt:

"STATISTICS FILE" TEMPLATE
FOR FY2011

```
[title] Measurements and Analysis of Reverberation, Target Echo, and Clutter
[awardNumber1] N000140610830
[awardNumber2]
[awardNumberMore]
[keyWords] reverberation, target echo, clutter, modeling, benchmarks,
           range-dependence, normal modes, adiabatic, feature scattering, bistatic,
           towed array, data, active sonar
[specialCat]
[pi1] Dale D. Ellis
[pi2]
[pi3]
[pi4]
[pi5]
[piMore]
[totalUndergradStudents]
[totalUndergradWomenStudents]
[totalUndergradMinorityStudents]
[totalGradStudents]
[totalGradWomenStudents]
[totalGradMinorityStudents]
[totalPostDocs]
[totalWomenPostDocs]
[totalMinorityPostDocs]
[bestAccomplishment] Application of PIs range-dependent normal-mode Clutter
                    Model to range-dependent active sonar test problems, and comparison with
                    towed-array clutter data from the Malta Plateau
[comments] Dale Ellis 1976 PhD
```

This page intentionally left blank.

Distribution list

DRDC Atlantic ECR 2011-214

Internal distribution

- 1 Author: D. D. Ellis
- 1 GL/MEA: Sean Pecknold
- 1 H/US: Daniel Hutt
- 3 Library

Total internal copies: 6

External distribution

Department of National Defence

- 1 DRDKIM

Library & Archives Canada

- 1 Attn: Military Archivist Government Records Branch

International recipients

- 1 Office of Naval Research
875 North Randolph Street, Suite 1425, Code 321 OA
Arlington, VA 22203-1995, USA
Attention: Ocean Acoustics Administrative Manager, Beverly Kuhn
- 1 Dr. John R. Preston
Applied Research Laboratory
The Pennsylvania State University
P. O. Box 30
State College, PA 16804, USA

Total external copies: 4

Total copies: 10

This page intentionally left blank.

DOCUMENT CONTROL DATA

(Security classification of title, body of abstract and indexing annotation must be entered when document is classified)

1. ORIGINATOR (The name and address of the organization preparing the document. Organizations for whom the document was prepared, e.g. Centre sponsoring a contractor's report, or tasking agency, are entered in section 8.) Defence R&D Canada – Atlantic PO Box 1012, Dartmouth NS B2Y 3Z7, Canada		2a. SECURITY CLASSIFICATION (Overall security classification of the document including special warning terms if applicable.) UNCLASSIFIED
		2b. CONTROLLED GOODS (NON-CONTROLLED GOODS) DMC A REVIEW: GCEC JUNE 2010
3. TITLE (The complete document title as indicated on the title page. Its classification should be indicated by the appropriate abbreviation (S, C or U) in parentheses after the title.) Measurements and analysis of reverberation, target echo, and clutter: FY11 Annual Report for Office of Naval Research Grant N00014-06-1-0830		
4. AUTHORS (Last name, followed by initials – ranks, titles, etc. not to be used.) Ellis, D. D.		
5. DATE OF PUBLICATION (Month and year of publication of document.) February 2012	6a. NO. OF PAGES (Total containing information. Include Annexes, Appendices, etc.) 30	6b. NO. OF REFS (Total cited in document.) 21
7. DESCRIPTIVE NOTES (The category of the document, e.g. technical report, technical note or memorandum. If appropriate, enter the type of report, e.g. interim, progress, summary, annual or final. Give the inclusive dates when a specific reporting period is covered.) External Client Report		
8. SPONSORING ACTIVITY (The name of the department project office or laboratory sponsoring the research and development – include address.) US Office of Naval Research 875 North Randolph Street, Suite 1425, Code 321 OA Arlington, VA 22203-1995, USA		
9a. PROJECT OR GRANT NO. (If appropriate, the applicable research and development project or grant number under which the document was written. Please specify whether project or grant.) N00014-06-1-0830 (grant)	9b. CONTRACT NO. (If appropriate, the applicable number under which the document was written.)	
10a. ORIGINATOR'S DOCUMENT NUMBER (The official document number by which the document is identified by the originating activity. This number must be unique to this document.) DRDC Atlantic ECR 2011-214	10b. OTHER DOCUMENT NO(s). (Any other numbers which may be assigned this document either by the originator or by the sponsor.) OAEllis.doc	
11. DOCUMENT AVAILABILITY (Any limitations on further dissemination of the document, other than those imposed by security classification.) (X) Unlimited distribution () Defence departments and defence contractors; further distribution only as approved () Defence departments and Canadian defence contractors; further distribution only as approved () Government departments and agencies; further distribution only as approved () Defence departments; further distribution only as approved () Other (please specify):		
12. DOCUMENT ANNOUNCEMENT (Any limitation to the bibliographic announcement of this document. This will normally correspond to the Document Availability (11). However, where further distribution (beyond the audience specified in (11)) is possible, a wider announcement audience may be selected.)		

13. ABSTRACT (A brief and factual summary of the document. It may also appear elsewhere in the body of the document itself. It is highly desirable that the abstract of classified documents be unclassified. Each paragraph of the abstract shall begin with an indication of the security classification of the information in the paragraph (unless the document itself is unclassified) represented as (S), (C), or (U). It is not necessary to include here abstracts in both official languages unless the text is bilingual.)

This is the Fiscal Year 2011 annual report by the PI to the US Office of Naval Research (ONR) for Grant N00014-06-1-0830: "Measurements and analysis of reverberation, target echo, and clutter." The main accomplishments for the year were: (i) enhancements to the PI's Clutter Model, and comparison with towed array data from the Malta Plateau; (ii) providing solutions of reverberation and target echo for several range-dependent problems from the Reverberation Modeling Workshop and UK Symposium on Validation of Sonar Performance Assessment Tools; (iii) extending the adiabatic model to handle range-dependent subbottom scattering; and (iv) in collaboration with other authors, submission of a journal manuscript comparing analytical techniques, ray theory, energy flux, and normal modes for Problem 11 of the Reverberation Modeling Workshop. In the PI's opinion, the most significant item was the refinement of the Clutter Model, and comparisons with towed array data.

14. KEYWORDS, DESCRIPTORS or IDENTIFIERS (Technically meaningful terms or short phrases that characterize a document and could be helpful in cataloguing the document. They should be selected so that no security classification is required. Identifiers, such as equipment model designation, trade name, military project code name, geographic location may also be included. If possible keywords should be selected from a published thesaurus. e.g. Thesaurus of Engineering and Scientific Terms (TEST) and that thesaurus identified. If it is not possible to select indexing terms which are Unclassified, the classification of each should be indicated as with the title.)

reverberation
clutter
target echo
measurements
modelling
active sonar
Reverberation Modeling Workshop
benchmarks
normal modes
adiabatic
range-dependence
bistatic reverberation
feature scattering
towed arrays
Malta Plateau
Clutter Model
System Test Bed

This page intentionally left blank.

Defence R&D Canada

Canada's leader in defence
and National Security
Science and Technology

R & D pour la défense Canada

Chef de file au Canada en matière
de science et de technologie pour
la défense et la sécurité nationale



www.drdc-rddc.gc.ca