



Measurements and analysis of reverberation, target echo and clutter

*FY09 Annual Report for Office of Naval Research Grant
N00014-06-1-0830*

Dale D. Ellis

Prepared for:

*US Office of Naval Research
875 North Randolph Street
Suite 1425, Code 321 OA
Arlington, Virginia 22203-1995, USA*

Defence R&D Canada warrants that the work was performed in a professional manner conforming to generally accepted practices for scientific research and development.

This report is not a statement of endorsement by the Department of National Defence or the Government of Canada.

Defence R&D Canada – Atlantic

External Client Report
DRDC Atlantic ECR 2009-216
October 2009

This page intentionally left blank.

Measurements and analysis of reverberation, target echo, and clutter

*FY09 Annual Report for Office of Naval Research Grant
N00014-06-1-0830*

Dale D. Ellis
Defence R&D Canada – Atlantic

Prepared for:
US Office of Naval Research
875 North Randolph Street, Suite 1425, Code 321 OA
Arlington, VA 22203-1995, USA

Defence R&D Canada warrants that the work was performed in a professional manner conforming to generally accepted practices for scientific research and development.

This report is not a statement of endorsement by the Department of National Defence or the Government of Canada.

Defence R&D Canada – Atlantic

External Client Report

DRDC Atlantic ECR 2009-216

October 2009

Principal Author

Original signed by Dale D. Ellis

Dale D. Ellis

Approved by

Original signed by Dan Hutt

Dan Hutt

Head/Underwater Sensors Section

Approved for release by

Original signed by Ron Kuwahara for

Calvin Hyatt

Head/Document Review Panel

- © Her Majesty the Queen in Right of Canada as represented by the Minister of National Defence, 2009
- © Sa Majesté la Reine (en droit du Canada), telle que représentée par le ministre de la Défense nationale, 2009

Abstract

This is the Fiscal Year 2009 annual report by the Principal Investigator (PI) to the US Office of Naval Research (ONR) for Grant N00014-06-1-0830: “Measurements and analysis of reverberation, target echo, and clutter.” The main accomplishments for the year were: (i) final tweaks of a pair of journal papers by Ellis and Preston on the Rapid Environmental Assessment (REA) reverberation methodology, and adding more details on the data acquisition and processing for publication as a DRDC report, (ii) additional work on the ONR Reverberation Modeling Workshop problems with emphasis on short times; (iii) development of a ray-trace reverberation code to calculate short-time reverberation and fathometer returns; and (iv) development a range-dependent reverberation model based on adiabatic modes and initial testing on a number of problems.

Résumé

Le présent document est le rapport pour l'exercice 2009 présenté par le chercheur principal à l'Office of Naval Research (ONR) des États-Unis pour la subvention N00014-06-1-0830 : «Measurements and analysis of reverberation, target echo, and clutter » (Mesures et analyse de la réverbération, des échos de cible et du fouillis d'écho). Les principales réalisations pour l'année ont été les suivantes : (i) dernières mises au point pour deux articles destinés à des revues, par Ellis et Preston, sur la méthodologie de réverbération dite d'évaluation rapide de l'environnement (REA), et ajout d'information sur l'acquisition et le traitement des données pour la publication dans un rapport de RDDC, (ii) travaux supplémentaires sur les problèmes soulevés à l'atelier de modélisation de la réverbération, tenu par l'ONR, avec un accent mis sur les courtes durées ; (iii) développement d'un code de réverbération par tracé des rayons pour calculer la réverbération de courte durée et les échos des sondeurs à ultrasons ; (iv) développement d'un modèle de réverbération dépendante en distance, basé sur les modes adiabatiques et les tests initiaux pour un certain nombre de problèmes.

This page intentionally left blank.

Executive summary

Measurements and analysis of reverberation, target echo, and clutter: FY09 Annual Report for Office of Naval Research Grant N00014-06-1-0830

Dale D. Ellis; DRDC Atlantic ECR 2009-216; Defence R&D Canada – Atlantic; October 2009.

Background: The Principal Investigator (PI) spends 3 months per year at the Applied Research Laboratory of The Pennsylvania State University, funded by the US Office of Naval Research (ONR). Each year a short Annual Report needs to be submitted to ONR.

Principal results: This is the Fiscal Year 2009 annual report by the PI to the US Office of Naval Research (ONR) for Grant N00014-06-1-0830: “Measurements and analysis of reverberation, target echo, and clutter.” The main accomplishments for the year were: (i) final tweaks of a pair of journal papers by Ellis and Preston on the Rapid Environmental Assessment (REA) reverberation methodology, and adding more details on the data acquisition and processing for publication as a DRDC report, (ii) additional work on the ONR Reverberation Modeling Workshop problems with emphasis on short times; (iii) development of a ray-trace reverberation code to calculate short-time reverberation and fathometer returns; and (iv) development a range-dependent reverberation model based on adiabatic modes and initial testing on a number of problems.

Significance of results: Preston and Ellis were involved in the early work on REA in the 1990’s; they had presented invited papers at various conferences, and published short pieces of work in internal reports and conference proceedings. It was pioneering work, but the modeling methodology which they developed was not formally published until the preparation of the REA papers. Some material on the data processing procedures had to be omitted from the journal articles, so was re-inserted and expanded in the DRDC Report. Also, the PI had developed shallow water reverberation models in the late 1980’s, and compared predictions with other models and data in the 1990’s. However, there were no generally accepted benchmarks until the Reverberation Modeling Workshops of 2006 and 2008. This stimulated the PI to better describe his models, and extend them to handle different surface or bottom scattering functions and sub-bottom scattering. The normal mode reverberation model turned out to be quite accurate and reliable for times and ranges beyond a few water depths, and was relatively easy to extend to a number of additional cases. The ray trace model is most useful for reverberation calculations at short times, where normal mode models are inadequate due to difficulties in handling the steep angles, and at least an extra order of magnitude computational effort required to incorporate time

dependence accurately. The range-dependence is necessary to separate scattering from bathymetric features from clutter objects.

Future work: Collaboration with two other laboratories on one of the Reverberation Modeling Workshop problems should lead to a journal publication. As well, the initial development on the extension to bistatic geometry and range dependence looks promising, and additional work will be done in the next year. Some target echo calculations, particularly on time spreading, were presented at the May 2008 Reverberation Modeling Workshop; more careful calculations and will be presented at the October 2009 meeting of the Acoustical Society of America. The target echo formulation allows distinct clutter features to be modeled. As part of the DRDC R&D program a reworked version of the range-dependent model will be incorporated into the DRDC Pleiades data analysis system.

Sommaire

Measurements and analysis of reverberation, target echo, and clutter: FY09 Annual Report for Office of Naval Research Grant N00014-06-1-0830

Dale D. Ellis ; DRDC Atlantic ECR 2009-216 ; R & D pour la défense Canada – Atlantique ; octobre 2009.

Contexte : Le chercheur principal passe 3 mois par an à l'Applied Research Laboratory de l'Université d'État de Pennsylvanie, dans le cadre d'un projet de recherche financé par l'Office of Naval Research (ONR) des États-Unis. Chaque année, un court rapport annuel doit être présenté à l'ONR.

Principaux résultats : Le présent document est le rapport pour l'exercice 2009 présenté par le chercheur principal à l'Office of Naval Research (ONR) des États-Unis pour la subvention N00014-06-1-0830 : «Measurements and analysis of reverberation, target echo, and clutter » (Mesures et analyse de la réverbération, des échos de cible et du fouillis d'écho). Les principales réalisations pour l'année ont été les suivantes : (i) dernières mises au point pour deux articles destinés à des revues, par Ellis et Preston, sur la méthodologie de réverbération dite d'évaluation rapide de l'environnement (REA), et ajout d'information sur l'acquisition et le traitement des données pour la publication dans un rapport de RDDC, (ii) travaux supplémentaires sur les problèmes soulevés à l'atelier de modélisation de la réverbération, tenu par l'ONR, avec un accent mis sur les courtes durées ; (iii) développement d'un code de réverbération par tracé des rayons pour calculer la réverbération de courte durée et les échos des sondeurs à ultrasons ; (iv) développement d'un modèle de réverbération dépendante en distance, basé sur les modes adiabatiques et les tests initiaux pour un certain nombre de problèmes.

Importance des résultats : Preston et Ellis ont participé aux premiers travaux sur la REA dans les années 1990. Ils avaient présenté des communications invitées à diverses conférences et publié de courts extraits de leurs travaux dans des rapports internes et des actes de conférence. C'était un travail de pionnier, mais la méthode de modélisation qu'ils ont développée ne fut pas officiellement publiée jusqu'à la préparation des articles sur la REA. Certains documents sur les procédures de traitement des données avaient dû être omis des articles destinés aux revues, et ils ont été réinsérés et élargis dans le rapport de RDDC. En outre, le chercheur principal avait élaboré des modèles de réverbération en eaux peu profondes dans les années 1980, et il avait comparé leurs prévisions avec

d'autres modèles et données dans les années 1990. Toutefois, il n'y avait pas de données de référence généralement acceptées jusqu'à la tenue des ateliers sur la modélisation de la réverbération en 2006 et en 2008. Cela a poussé le chercheur principal à mieux décrire ses modèles, et à les élargir pour traiter différentes fonctions de surface ou de fond et la diffusion par le sous-sol du fond. Le modèle de réverbération en mode normal s'est avéré être assez exact et fiable en temps et en distance pour des profondeurs supérieures à quelques mètres, et il a été relativement facile de les élargir à quelques cas additionnels. Le modèle de tracé de rayons est très utile pour les calculs de réverbération de courte durée, car les modèles en mode normal sont insuffisants en raison de la difficulté qu'ils ont à gérer les angles prononcés, et il leur faut au moins un ordre de grandeur supplémentaire d'efforts de calcul pour intégrer avec exactitude la dépendance en temps. La dépendance en distance est nécessaire pour séparer les signaux diffusés par les entités bathymétriques et ceux dus aux fouillis d'écho.

Travaux futurs : La collaboration avec deux autres laboratoires sur l'un des problèmes soulevés à l'atelier sur la modélisation de la réverbération devrait aboutir à une publication dans une revue. En outre, les travaux initiaux de développement pour élargir le modèle à la géométrie bistatique et à la dépendance en distance semblent prometteurs, et des travaux supplémentaires seront effectués l'année prochaine. Certains calculs sur les échos de cible, en particulier l'étalement dans le temps, ont été présentés à l'atelier sur la modélisation de la réverbération en mai 2008 ; des calculs plus serrés seront présentés à la réunion de l'Acoustical Society of America en octobre 2009. La formulation des échos de cible permet de modéliser des caractéristiques distinctes du fouillis d'écho. Dans le cadre du programme de R et D de RDDC, une version revue et corrigée du modèle de dépendance en distance sera intégrée dans le système d'analyse des données Pléiades de RDDC.

Table of contents

Abstract	i
Résumé	i
Executive summary	iii
Sommaire	v
Table of contents	vii
List of figures	viii
1 LONG-TERM GOALS	1
2 OBJECTIVES	1
3 APPROACH	1
4 WORK COMPLETED	2
5 RESULTS	4
5.1 Reverberation Modeling Workshop – Pulse shape	4
5.2 Fathometer returns and short-range reverberation	4
5.3 Range-dependent reverberation using adiabatic modes	7
6 IMPACT/APPLICATIONS	8
7 TRANSITIONS	8
8 RELATED PROJECTS	9
References	9
Publications	12
Annex A: Statistics file	13

List of figures

Figure 1:	Time series and spectra for several realizations of the ONR pulse at 1 kHz. The upper left figure is for a Gaussian truncated at 26.5 cycles, and the lower left for a Gaussian truncated after 52.5 cycles. The envelopes for a 26.5 cycle Hann weighted pulse are included, as well as for a uniform envelope of 19.5 cycles (upper figure) and 15.5 cycles (lower figure). The corresponding spectra are shown in the right figures.	5
Figure 2:	Ray-trace predictions of fathometer returns and short-range reverberation at two receiver depths for RMW Problem 11.	6
Figure 3:	Reverberation at 250 Hz along an up-slope radial; the water depth is 200 m at zero range, reducing to zero depth at a range of 7400 m.	8

1 LONG-TERM GOALS

The long-term goal of this work is to better understand and model reverberation and clutter in shallow water environments, and to develop techniques for Rapid Environmental Assessment (REA) and environmentally adaptive sonar.

2 OBJECTIVES

The current project is a joint collaboration between Defence Research & Development Canada – Atlantic (DRDC Atlantic) and the Applied Research Laboratory of The Pennsylvania State University (ARL/PSU) to analyze and model reverberation, target echo, and clutter data in shallow water. It allows the Principal Investigator (PI) to spend approximately three months each year at ARL/PSU. The collaboration leverages programs in Canada, US, and a joint research project with the NATO Undersea Research Centre (NURC). The primary effort is analysis and interpretation of data, together with development and validation of improved modeling algorithms. One focus is the performance of directional sensors in towed arrays. The PI participated in the Clutter '07 and BASE '07 Mediterranean sea trials with NURC; another trial took place in 2009. The data from these and other sea trials are being analyzed. A fast shallow-water sonar model that includes target echo and clutter is being developed; it will have bistatic capability and range dependence. The models are being validated as part of the ONR Reverberation Modeling Workshops. Although not part of ONR funding, when opportunity presents itself, the improved models will be used in DRDC Technology Demonstrators for the Canadian Forces.

3 APPROACH

The PI spends three months per year at ARL/PSU, conducting joint research primarily with Drs. John Preston and Charles Holland. DRDC Atlantic generally funds Dr. Preston for two weeks of research in Canada. Additional collaboration takes place throughout the year. The main objective of this collaboration is to analyze, model, and interpret data received on towed arrays during reverberation and clutter sea trials. The primary outputs of the collaboration are manuscripts for joint publications in refereed journals. Secondary outputs are improved models and algorithms.

Foci of this collaboration are Joint Research Projects (JRPs) between NURC, Canada, and several US research laboratories (ARL in particular). The current JRP is “Characterizing and Reducing Clutter for Broadband Active Sonar”. The most recent trials were Clutter '07, the follow-on trial BASE '07, and the Clutter '09 trial in May 2009. All took place on the Malta Plateau, although the BASE '07 trial included two other areas south of Sicily. The PI participated in the 2007 trials. The current project emphasizes examination and in-

terpretation of data from several towed arrays with directional elements — specifically the NURC and ONR cardioid arrays with triplets of omnidirectional elements and the DRDC DASM (Directional Array Sensor Module) array with omnidirectional plus dipole sensors. Models are being extended to compare the performance of these arrays. Data from the Clutter '07 and BASE '07 trials (as well as the earlier Boundary '04 and BASE '04 trials) are being analyzed along the lines of previous experiments [1, 2, 3].

As part of the analysis, a fast shallow-water reverberation model [4, 5] based on normal modes is being extended to a bistatic range-dependent sonar model that includes target echo and feature scattering [6, 7]. Like the reverberation model, it will be computationally efficient and include the 3-D effects of towed array beam patterns, signal excess, and time-spreading in order to compare with experimental measurements.

The ONR Reverberation Modeling Workshops [8, 9, 10] have been a more recent focus for collaboration. The PI extended and exercised two of his models on a number of problems [5], and collaborated with Preston in developing a Matlab-based model [11]. The model is also being validated against more computationally-intensive physics-based models developed by other researchers. Other collaborations with Holland and Ainslie led to presentations at a Special Session of the Acoustical Society of America in November 2007 [12, 13]. A paper with Holland has been published [14], and the paper with Ainslie is in progress. The PI was a member of the problem definition committee for the second Reverberation Modeling Workshop held in May 2008.

4 WORK COMPLETED

The September 2007 Maritime REA (MREA) Conference in Lerici, Italy, provided the impetus to complete a pair of journal articles summarizing the reverberation work during the 1996-1998 Rapid Response Exercises and follow-on JRPs with NURC. Results had been presented at various meetings, and short papers at conference proceedings, but not written up in detail. The MREA Conference provided the opportunity to describe in detail the procedure used to extract environmental information from reverberation data. A poster presentation was prepared for the conference [15], and two papers on the measurement and modeling methodology have been accepted and are in press [2, 3]. In 2009, the first paper was expanded as a DRDC Report [16] to include details of the measurement and data processing, and to include a description of the reverberation data files.

The PI participated in the Reverberation Modeling Workshops (RMW) at Austin, TX, in November 2006 and May 2008. The 2006 ONR Reverberation Modeling Workshop provided the stimulus to test the PI's reverberation model on a series of problems. The normal mode models OGOPOGO/NOGRP were applied to a number of problems, NOGRP was extended to handle different types of scattering functions, and a Matlab-based model was developed by Preston using the Ellis normal-mode formulation [4] and the Westwood

ORCA model [17, 18]. Results were submitted in March 2007 for publication in the Workshop Proceedings, as well as being published as DRDC Technical Memoranda [5, 11]. The normal-mode method compared quite well with other results, and seems to have been used to calibrate a number of others for Problem 11 (isovelocity water, with 3-D Lambert scattering) at/after the 2006 Workshop. After considerable interaction between the organizers and the participants, the updated results at the May 2008 Workshop showed many models now to be in very good agreement [9].

Follow-on work on RMW Problem 11 has been done with Ainslie and Harrison comparing rays, modes, and energy flux methods. One interesting feature at 250 Hz are the modal effects that appear at several hundred seconds in time. A presentation was made at the November 2007 meeting of the Acoustical Society of America [13], and a journal paper is in progress. Sub-bottom scattering from the collaboration with Holland [14] is now an option in the NOGRP model.

During the past year the modeling focus has been on short times; e.g., ranges less than about 10 water depths, where the fathometer returns and steep-angle reverberation are important. The normal-mode results were extended to short times and submitted to the organizers for comparison with other mode models, and ray-model predictions. A problem that generated a great deal of discussion was RMW Problem 6, for the rough bottom with the summer sound speed profile. It is expected that the organizers will make presentation on the results at the October 2009 meeting of the Acoustical Society of America [19].

To investigate the short-time reverberation, a refinement of a 1986 straight-line ray trace model [20] was developed and implemented. This also required a careful look at the RMW pulse definition. Both of these are discussed in more detail in the “Results” section below.

The equations for the fast reverberation and target echo models were extended in 2008 to handle bistatic geometry and range dependence [6]. Matlab code was developed and calculations performed for bistatic geometry. Range-dependent reverberation and clutter features could be included, but the propagation was only range independent. In 2009 a model that includes range-dependent propagation produced promising initial results [7]. An example is shown in the “Results” section below.

The volume reverberation and target echo components [21] of the model are being exercised on the 2008 RMW problems. A unique (and computationally efficient) component of the model is the way it treats time spreading. This is not very noticeable for reverberation, but is important for feature scattering and target echoes. A presentation is to be made at the October 2009 meeting of the Acoustical Society of America [22].

Work is progressing at incorporating multiple radials, beam patterns, and target echo into the range-dependent model, to enable comparisons with data, particularly from the Clutter '07 and Clutter '09 trials.

5 RESULTS

This section illustrates a few examples from activities during the past year.

5.1 Reverberation Modeling Workshop – Pulse shape

A great deal of confusion surrounded the pulse definition for the ONR Workshops. The pulse was specified to be a Gaussian shaded time series. To help clarify the issue, a short note [D. D. Ellis, “That Doggone Pulse”, 25 June 2009] was circulated to a number of interested people, and made available for posting to the Workshop FTP site.

The pulse pressure time series (with $A_G = 1 \mu\text{Pa}$ at 1 m for the RMW problems) is given by

$$p(t) = A_G \cos(\omega_0 t) \exp\left(-\frac{1}{2} (t\Delta\omega)^2\right),$$

where $\omega_0 = 2\pi f_0$, f_0 is the centre frequency, and

$$\Delta\omega = \pi B_{3dB} / \sqrt{\ln 2},$$

where B_{3dB} is the total bandwidth to the -3 dB points. Since this pulse is of infinite duration, some truncation will have to occur in any practical calculation. Sonar models commonly use a uniform weighting or a Hann (cosine squared) weighting for the pulse shape.

Figure 1 illustrates the time series and spectra for a number of realizations of the pulse, with $B_{3dB} = f_0/20$. The upper pair of plots illustrate the Gaussian shaded pulse truncated at 26.5 cycles, a Hann envelope of the same duration, and the envelope for a uniform weighting with 19.5 cycles (which corresponds to a duration of approximately $1/\text{bandwidth}$). All pulses have the same energy in the pulse, so will produce the same average reverberation level at long ranges. The plots on the right show that the Hann-shaded pulse reproduces the main lobe of the analytic spectrum quite closely, but the width of the main lobe for the rectangular window is too narrow. The lower plot of Fig. 1 shows the Gaussian pulse extended to 52.5 cycles. The Hann window is the same as for the upper figure, and the uniform weighting has been shortened to 15.5 cycles to better match the peak of the Gaussian spectrum. Note how extending the Gaussian from 26.5 cycles to 52.5 cycles has reduced the sidelobes by over 80 dB.

The details of the pulse shape are not important for the long-range reverberation, but for short times and target echo problems, the details can be significant.

5.2 Fathometer returns and short-range reverberation

At short times/ranges the fathometer returns and steep-angle reverberation become important. Normal-mode models are not particularly well suited in this regime, since the branch

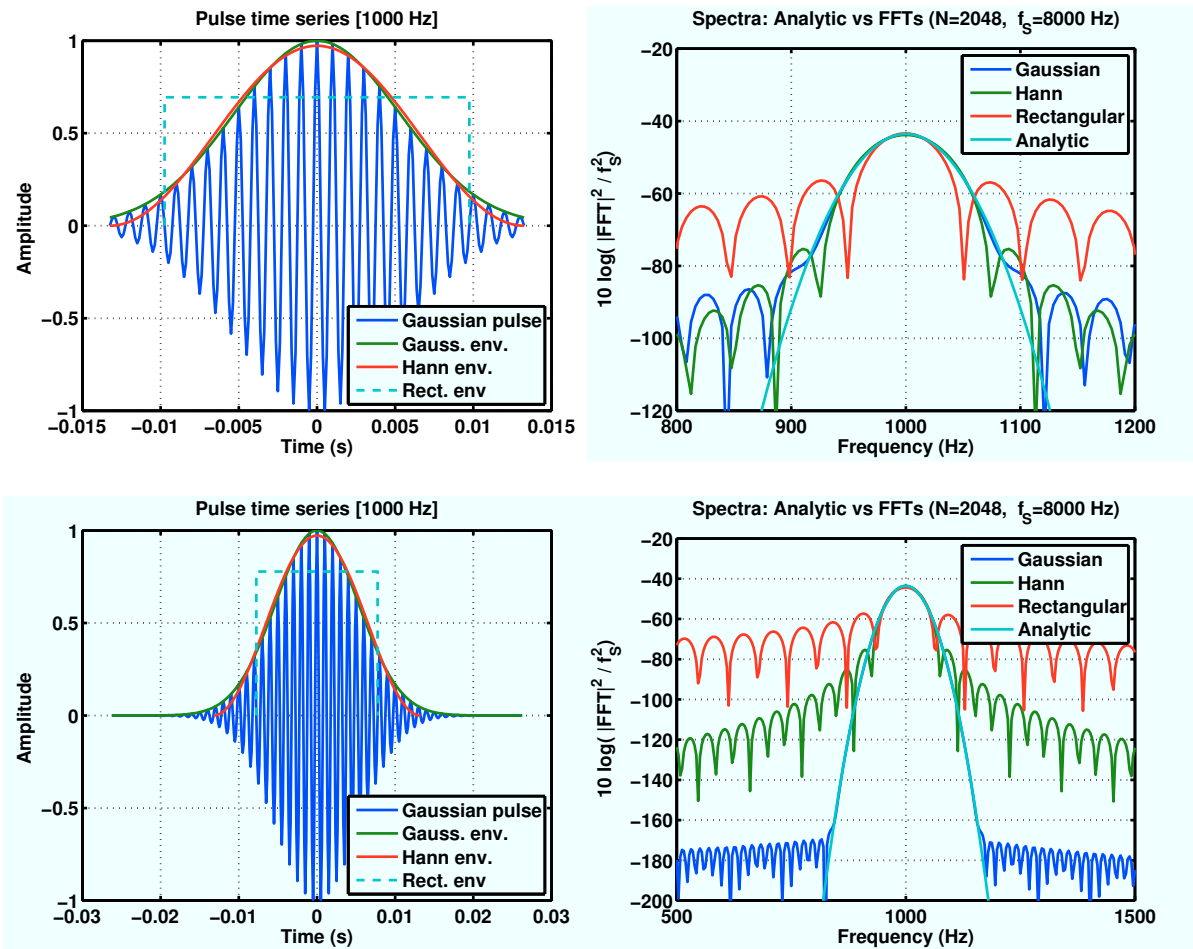


Figure 1: Time series and spectra for several realizations of the ONR pulse at 1 kHz. The upper left figure is for a Gaussian truncated at 26.5 cycles, and the lower left for a Gaussian truncated after 52.5 cycles. The envelopes for a 26.5 cycle Hann weighted pulse are included, as well as for a uniform envelope of 19.5 cycles (upper figure) and 15.5 cycles (lower figure). The corresponding spectra are shown in the right figures.

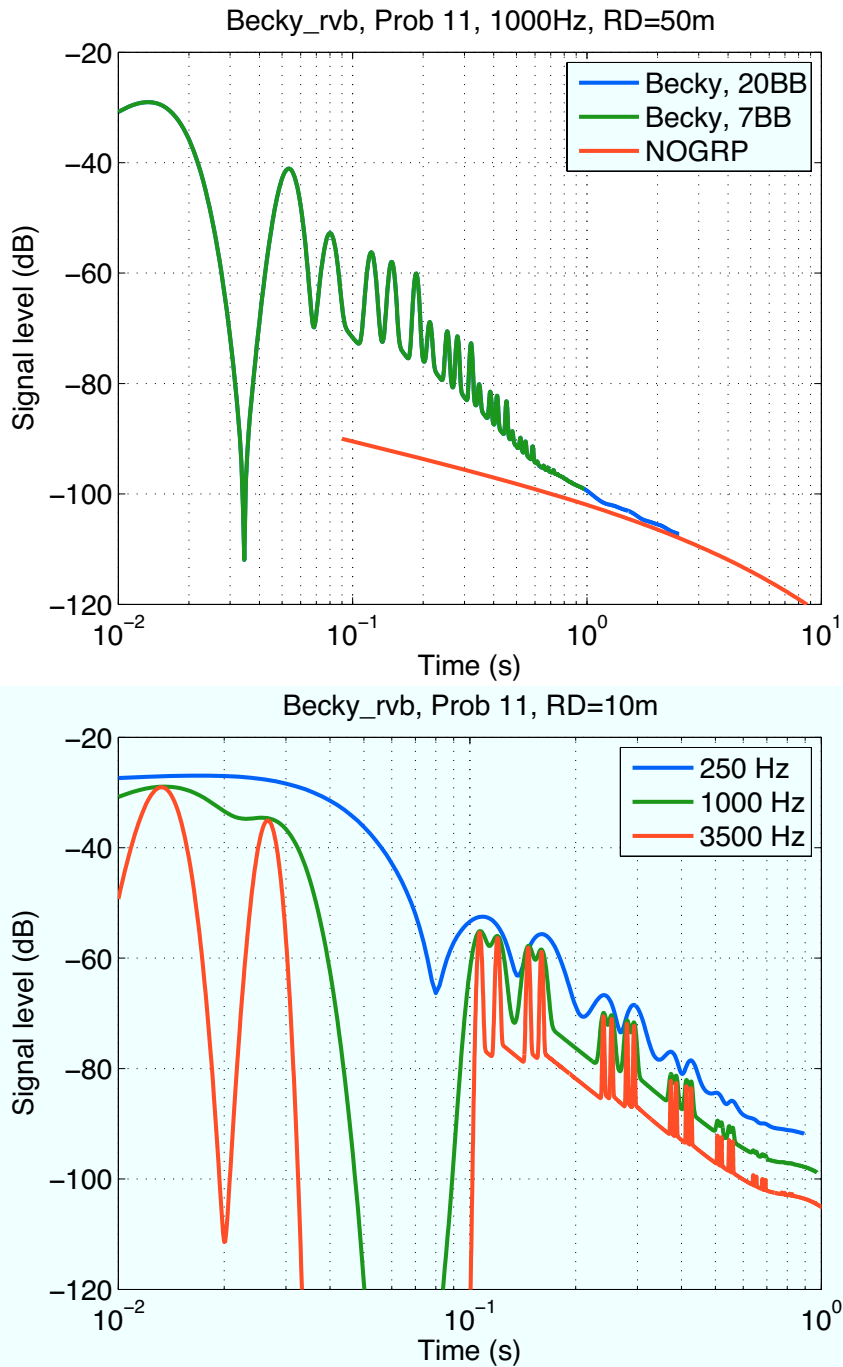


Figure 2: Ray-trace predictions of fathometer returns and short-range reverberation at two receiver depths for RMW Problem 11.

line integral contributes, and the solution for a number of frequencies needs to be convolved with the source spectrum to produce a time series. A straight-line ray model, combined with the source pulse shape, should give a good approximation to reverberation, at least where the single scattering formulation is valid. A program `Becky_rvb` was developed to convolve the source pulse with the reverberation intensity for an impulse response, and to coherently combine the fathometer returns. The details of the pulse shape are important, since the multiple fathometer returns overlap.

Figure 2 shows fathometer returns and short-range reverberation for RMW Problem 11: 100 m of isovelocity water, with Lambert bottom scattering. The upper plot compares the NOGRP (normal mode) predictions with the predictions from `Becky_rvb` at 1 kHz, for the 30 m source and 50 m receiver. The two are in quite good agreement at 2 s (and beyond), with the ray-trace being calculations slightly higher as one would expect since there should be a small contribution from angles above the critical angle. At shorter times, the effect of the steeper angles becomes increasingly significant. The `Becky_rvb` calculations were done allowing 7 bottom bounces or 20 bottom bounces on the outgoing and return paths; 7 bottom bounces seem sufficient out to 1 s. The lower envelope of the curve essentially delimits the reverberation, while the peaks are from the fathometer returns.

The lower plot of Fig. 2 compares the predictions at 3 frequencies, but for a receiver at 10 m. Here we see that for the 3500 Hz pulse the fathometer returns are resolved, while at 250 Hz there is considerable overlap. At 1 kHz, some pairs are barely resolved. The 1 kHz case can be compared with the upper plot for the 50 m receiver; the reverberation levels are similar, but the details of the fathometer returns are quite different.

5.3 Range-dependent reverberation using adiabatic modes

A formulation, based on adiabatic normal modes, was developed in 2008 for range-dependent reverberation and target echo over an area [6]. During the summer of 2009, a Matlab script was developed to perform the reverberation calculations along a radial [7]; a correction [23] to the scattering area is also incorporated. The normal modes were calculated at various points along the radial using the Fortran code PROLOS [24], and the reverberation calculations and plotting were performed using the Matlab script `Reader`.

Figure 3 shows results from the steepest up-slope radial for RMW Problem 17 at 250 Hz using 200 points along the radial. The environment is a wedge of isovelocity water, with the depth going from 200 m at zero range to 0 depth at range 7400 m; the bottom has Lambert scattering. The irregular curve of the normal mode reverberation is due to mode cutoff. The smoother curve is from a energy flux calculation by Harrison [25, 26]. These results are preliminary and need further validation. It is also necessary to incorporate multiple radials and towed array beam patterns for comparison with reverberation and clutter data.

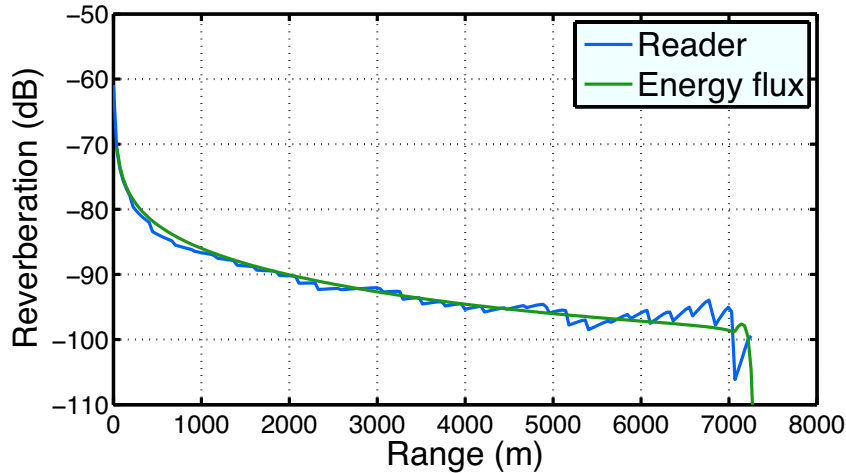


Figure 3: Reverberation at 250 Hz along an up-slope radial; the water depth is 200 m at zero range, reducing to zero depth at a range of 7400 m.

6 IMPACT/APPLICATIONS

From an operational perspective, clutter is viewed as one of the most important problems facing active sonar in shallow water. The long-term objective of this work is to better understand and model reverberation and clutter in shallow water environments, and to develop techniques for Rapid Environmental Assessment (REA) [27, 28] and environmentally adaptive sonar. Parts of the research have been spun off into a DRDC TIAPS (Towed Integrated Active-Passive Sonar) Technology Demonstrator which has been evaluated in ASW exercises against submarine targets. The work on clutter is related to the DRDC effort in auralization and co-operative work with TTCP and other ONR efforts.

If the target echo model can be validated, this could be a useful method for estimating the target strength of clutter features—and even submarines—in multipath shallow water environments.

One goal is to be able to use the model with real clutter data from a towed array. One could subtract out the background reverberation, including range-dependent effects and known scattering features, leaving behind the unidentified clutter on a display. These unidentified features would then be investigated by other techniques to try to determine their nature.

7 TRANSITIONS

The range-dependent reverberation and target echo model is targeted to be part of a clutter model for the DRDC Pleiades System, which is used in some Canadian Forces exercises.

An initial research contract to incorporate the reverberation and target echo was completed by General Dynamics of Canada Limited in March 2009, and a follow-on contract proposal was submitted in July 2009, and is currently awaiting funding.

The David Weston Sonar Performance Assessment Symposium, Cambridge, UK, 7–9 April 2010 will have a number of sonar scenarios. At least one of these will be based on the Reverberation Modeling Workshop problems, extended to the complete sonar problem. The driving force behind the sonar modelling is the Low Frequency Active Sonar program of TNO and the Royal Netherlands Navy.

8 RELATED PROJECTS

This project contributes to the US/Canada/NURC Joint Research Project “Characterizing and Reducing Clutter in Broadband Active Sonar” which receives substantial funding from ONR. This ONR project also contributes to the DRDC Atlantic research program: http://www.atlantic.drdc-rddc.gc.ca/researchtech/researchareas_e.shtml, in particular, Underwater Sensing and Countermeasures, http://www.atlantic.drdc-rddc.gc.ca/researchtech/underwater-intro_e.shtml.

As well, the personal interaction on this project facilitates additional collaborations between scientists in the various research laboratories.

References

- [1] Ellis, D. D., Preston, J. R., Hollett, R., and Sellschopp, J. (2000), Analysis of Towed Array Reverberation Data from 160 to 4000 Hz during Rapid Response 97, (SACLANTCEN Report SR-280) SACLANT Undersea Research Centre, La Spezia, Italy. 58 pp.
- [2] Preston, J. R. and Ellis, D. D. (2009), Extracting bottom information from towed-array reverberation data Part I: Measurement methodology, *J. Mar. Syst.*, 78, S359–S371.
- [3] Ellis, D. D. and Preston, J. R. (2009), Extracting bottom information from towed-array reverberation data. Part II: Extraction procedure and modelling methodology, *J. Mar. Syst.*, 78, S372–S381.
- [4] Ellis, D. D. (1995), A shallow-water normal-mode reverberation model, *J. Acoust. Soc. Am.*, 97, 2804–2814.

- [5] Ellis, D. D. (2008), Normal-mode models OGOPOGO and NOGRP applied to the 2006 ONR Reverberation Modeling Workshop problems, TM 2006-289 DRDC Atlantic, Dartmouth, NS, Canada.
- [6] Ellis, D. D., Preston, J. R., Hines, P. C., and Young, V. W. (2008), Bistatic signal excess calculations over variable bottom topography using adiabatic normal modes, In Nielsen et al.[29], pp. 97–104. Conference held at Villa Marigola, Lerici, Italy, 9–12 September 2008.
- [7] Kwan, T. and Ellis, D. D. (2009), Reverberation Calculations over Sloping Ocean Bottoms, (DRDC Atlantic Technical Memorandum TM 2009-192) DRDC Atlantic, Dartmouth, NS, Canada. Draft; September 2009; [64 pp.].
- [8] Perkins, J. S. and Thorsos, E. I. (2007), Overview of the reverberation modeling workshops, *J. Acoust. Soc. Am.*, 122, 3074. Abstract 4aUW1. Special session on “Underwater Reverberation Measurements and Modeling”, 154th Meeting of Acoustical Society of America, 27 Nov – 1 Dec 2007, New Orleans, LA, USA.
- [9] Thorsos, E. I. and Perkins, J. S. (2008), Overview of the reverberation modeling workshops, In Nielsen et al.[29], pp. 3–14. Conference held at Villa Marigola, Lerici, Italy, 9–12 September 2008.
- [10] Perkins, J. S. and Thorsos, E. I. (2009), Update on the reverberation modeling workshops, *J. Acoust. Soc. Am.*, 126(4, Pt. 2), 2208. Abstract 2aUW1. Special session on “Reverberation Measurements and Modeling”, 158th Meeting of Acoustical Society of America, 26–30 October 2009, San Antonio, TX, USA.
- [11] Preston, J. R. and Ellis, D. D. (2008), Report on a normal mode and Matlab based reverberation model, DRDC Atlantic TM 2006-290 DRDC Atlantic, Dartmouth, NS, Canada.
- [12] Ellis, D. D. and Holland, C. W. (2007), A comparison of two modeling approaches for reverberation in a shallow-water waveguide where the scattering arises from a sub-bottom interface, *J. Acoust. Soc. Am.*, 122, 3091. Abstract 4pUW4. Special session on “Underwater Reverberation Measurements and Modeling”, 154th Meeting of Acoustical Society of America, 27 Nov – 1 Dec 2007, New Orleans, LA, USA.
- [13] Ellis, D. D., Ainslie, M. A., and Harrison, C. H. (2007), A comparison of ray, normal-mode, and energy flux results for reverberation in a Pekeris waveguide, *J. Acoust. Soc. Am.*, 122, 3075. Abstract 4aUW9. Special session on “Underwater Reverberation Measurements and Modeling”, 154th Meeting of Acoustical Society of America, 27 Nov – 1 Dec 2007, New Orleans, LA, USA.

- [14] Holland, C. W. and Ellis, D. D. (2009), A comparison of two modeling approaches for reverberation in a shallow-water waveguide where the scattering arises from a sub-bottom interface, *J. Comp. Acoust.*, 17(1), 29–43.
- [15] Ellis, D. D. and Preston, J. R. (2007), Extracting bottom information from towed-array data, In *Rapid Environmental Assessment (REA) Conference*. Poster at Conference held in Lerici, Italy, 25–27 September 2007.
- [16] Preston, J. R. and Ellis, D. D. (2009), Extracting Bottom Information from Towed-Array Reverberation Data: Measurement Methodology, (DRDC Atlantic Technical Report TR 2009-042) DRDC Atlantic, Dartmouth, NS, Canada. 56 pp.
- [17] Westwood, E. K., Tindle, C. T., and Chapman, N. R. (1996), A normal mode model for acousto-elastic ocean environments, *J. Acoust. Soc. Am.*, 100, 3631–3645.
- [18] Westwood, E. K. (1998), ORCA Version 2.0 Users Guide, Technical Report ARL-UT.
- [19] Thorsos, E. I., Henyey, F. S., Yang, J., and Reynolds, S. A. (2009), Ray versus mode differences in reverberation modeling solutions for environments with high boundary scattering loss, *J. Acoust. Soc. Am.*, 126(4, Pt. 2), 2209. Abstract 2aUW2. Special session on “Reverberation Measurements and Modeling”, 158th Meeting of Acoustical Society of America, 26–30 October 2009, San Antonio, TX, USA.
- [20] Ellis, D. D. and Franklin, J. B. (1987), The importance of hybrid ray paths, bottom loss, and facet reflection on ocean bottom reverberation, In Merklinger, H. M., (Ed.), *Progress in Underwater Acoustics*, pp. 75–84, International Congress on Acoustics, New York: Plenum Press.
- [21] Ellis, D. D., Deveau, T. J., and Theriault, J. A. (1997), Volume reverberation and target echo calculations using normal modes, In *Oceans '97 MTS/IEEE Conference Proceedings*, Vol. 1, pp. 608–611, IEEE, Piscataway, NY, USA.
- [22] Ellis, D. D. (2009), Target echo and clutter calculations, including time spreading using normal-mode group velocities, *J. Acoust. Soc. Am.*, 126(4, Pt. 2), 2225. Abstract 2pUW6. Special session on “Reverberation Measurements and Modeling”, 158th Meeting of Acoustical Society of America, 26–30 October 2009, San Antonio, TX, USA. 17 slides.
- [23] Ellis, D. D. and Theriault, J. A. (2000), Model-data comparisons of shallow-water reverberation in range-dependent environments, In Zakharia, M. E., Chevret, P., and Dubail, P., (Eds.), *Proceedings of the fifth European Conference on Underwater Acoustics ECUA 2000 10 to 13 July 2000*, pp. 1183–1188, European Commission, Luxembourg. Meeting held at Lyon, France.

- [24] Ellis, D. D. (1985), A two-ended shooting technique for calculating normal modes in underwater sound propagation, (DREA Report 85/105) Defence Research Establishment Atlantic, Dartmouth, NS, Canada.
- [25] Harrison, C. H. (2003), Closed-form expressions for ocean reverberation and signal excess with mode stripping and Lambert's law, *J. Acoust. Soc. Am.*, 114, 2744–2756.
- [26] Harrison, C. H. (2005), Fast bistatic signal-to-reverberation-ratio calculation, *J. Comp. Acoust.*, 13, 317–340.
- [27] Sellschopp, J. (2000), Rapid environmental assessment for naval operations, (SACLANTCEN Report SR-328) SACLANT Undersea Research Centre, La Spezia, Italy.
- [28] Whitehouse, B. G., Hines, P., Ellis, D., and Barron, C. N. (2004), Rapid Environmental Assessment Within NATO, *Sea Technology*, 45(11), 10–14.
- [29] Nielsen, P. L., Harrison, C. H., and Le Gac, J.-C., (Eds.) (2008), International Symposium on Underwater Reverberation and Clutter, NATO Undersea Research Centre, La Spezia, Italy. Conference held at Villa Marigola, Lerici, Italy, 9–12 September 2008.

Publications

The following publications were accepted or published during the past year:

- Charles W. Holland and Dale D. Ellis. A comparison of two modeling approaches for reverberation in a shallow-water waveguide where the scattering arises from a sub-bottom interface. *J. Comp. Acoust.*, 17(1):29–43, 2009. [published, refereed]
- John R. Preston and Dale D. Ellis. Extracting bottom information from towed-array reverberation data Part I: Measurement methodology. *J. Mar. Syst.*, 2009. In press; doi:10.1016/j.jmarsys.2009.01.034. [in press, refereed]
- Dale D. Ellis and John R. Preston. Extracting bottom information from towed-array reverberation data Part II: Extraction procedure and modelling methodology. *J. Mar. Syst.*, 2009. In press; doi:10.1016/j.jmarsys.2009.01.035. [in press, refereed]
- John R. Preston and Dale D. Ellis. Extracting bottom information from towed-array reverberation data: Measurement methodology. DRDC Atlantic Technical Report TR 2009-042, DRDC Atlantic, Dartmouth, NS, Canada, September 2009. [in press]

Annex A: Statistics file

This is a copy of the ONR 32 FY09 statistics file, OAEllis.txt:

ONR 32 FY09 "STATISTICS FILE" TEMPLATE

```
[title] Measurements and Analysis of Reverberation, Target Echo, and Clutter
[awardNumber1] N000140610830
[awardNumber2]
[awardNumberMore]
[keyWords] reverberation, target echo, clutter, modeling, benchmarks,
  range-dependence, rapid environmental assessment, REA, normal modes,
  ray trace, fathometer returns
[specialCat]
[pi1] Dale D. Ellis
[pi2]
[pi3]
[pi4]
[pi5]
[piMore]
[totalUndergradStudents]
[totalUndergradWomenStudents]
[totalUndergradMinorityStudents]
[totalGradStudents]
[totalGradWomenStudents]
[totalGradMinorityStudents]
[totalPostDocs]
[totalWomenPostDocs]
[totalMinorityPostDocs]
[bestAccomplishment] Development of a working range-dependent reverberation
  model using adiabatic normal modes.
[comments]
```

This page intentionally left blank.

Distribution list

DRDC Atlantic ECR 2009-216

Internal distribution

- 1 Author: D. D. Ellis
- 1 GL/MEA: J. Osler
- 3 Library

Total internal copies: 5

External distribution

Department of National Defence

- 1 DRDKIM

Library & Archives Canada

- 1 Attn: Military Archivist, Government Records Branch

International recipients

- 1 Office of Naval Research
875 North Randolph Street, Suite 1425, Code 321 OA
Arlington, VA 22203-1995, USA
Attention: Ocean Acoustics Administrative Manager, Beverly Kuhn
- 1 Dr. John R. Preston
Applied Research Laboratory
The Pennsylvania State University
P. O. Box 30
State College, PA 16804, USA

Total external copies: 4

Total copies: 9

This page intentionally left blank.

DOCUMENT CONTROL DATA		
(Security classification of title, body of abstract and indexing annotation must be entered when document is classified)		
1. ORIGINATOR (The name and address of the organization preparing the document. Organizations for whom the document was prepared, e.g. Centre sponsoring a contractor's report, or tasking agency, are entered in section 8.) Defence R&D Canada – Atlantic PO Box 1012, Dartmouth NS B2Y 3Z7, Canada	2. SECURITY CLASSIFICATION (Overall security classification of the document including special warning terms if applicable.) UNCLASSIFIED	
3. TITLE (The complete document title as indicated on the title page. Its classification should be indicated by the appropriate abbreviation (S, C or U) in parentheses after the title.) Measurements and analysis of reverberation, target echo, and clutter: FY09 Annual Report for Office of Naval Research Grant N00014-06-1-0830		
4. AUTHORS (Last name, followed by initials – ranks, titles, etc. not to be used.) Ellis, D. D.		
5. DATE OF PUBLICATION (Month and year of publication of document.) October 2009	6a. NO. OF PAGES (Total containing information. Include Annexes, Appendices, etc.) 28	6b. NO. OF REFS (Total cited in document.) 29
7. DESCRIPTIVE NOTES (The category of the document, e.g. technical report, technical note or memorandum. If appropriate, enter the type of report, e.g. interim, progress, summary, annual or final. Give the inclusive dates when a specific reporting period is covered.) External Client Report		
8. SPONSORING ACTIVITY (The name of the department project office or laboratory sponsoring the research and development – include address.) US Office of Naval Research 875 North Randolph Street, Suite 1425, Code 321 OA Arlington, VA 22203-1995, USA		
9a. PROJECT OR GRANT NO. (If appropriate, the applicable research and development project or grant number under which the document was written. Please specify whether project or grant.) N00014-06-1-0830 (grant)	9b. CONTRACT NO. (If appropriate, the applicable number under which the document was written.)	
10a. ORIGINATOR'S DOCUMENT NUMBER (The official document number by which the document is identified by the originating activity. This number must be unique to this document.) DRDC Atlantic ECR 2009-216	10b. OTHER DOCUMENT NO(s). (Any other numbers which may be assigned this document either by the originator or by the sponsor.) OEEllis.doc	
11. DOCUMENT AVAILABILITY (Any limitations on further dissemination of the document, other than those imposed by security classification.) <input checked="" type="checkbox"/> Unlimited distribution <input type="checkbox"/> Defence departments and defence contractors; further distribution only as approved <input type="checkbox"/> Defence departments and Canadian defence contractors; further distribution only as approved <input type="checkbox"/> Government departments and agencies; further distribution only as approved <input type="checkbox"/> Defence departments; further distribution only as approved <input type="checkbox"/> Other (please specify):		
12. DOCUMENT ANNOUNCEMENT (Any limitation to the bibliographic announcement of this document. This will normally correspond to the Document Availability (11). However, where further distribution (beyond the audience specified in (11)) is possible, a wider announcement audience may be selected.)		

13. ABSTRACT (A brief and factual summary of the document. It may also appear elsewhere in the body of the document itself. It is highly desirable that the abstract of classified documents be unclassified. Each paragraph of the abstract shall begin with an indication of the security classification of the information in the paragraph (unless the document itself is unclassified) represented as (S), (C), or (U). It is not necessary to include here abstracts in both official languages unless the text is bilingual.)

This is the Fiscal Year 2009 annual report by the Principal Investigator (PI) to the US Office of Naval Research (ONR) for Grant N00014-06-1-0830: "Measurements and analysis of reverberation, target echo, and clutter." The main accomplishments for the year were: (i) final tweaks of a pair of journal papers by Ellis and Preston on the Rapid Environmental Assessment (REA) reverberation methodology, and adding more details on the data acquisition and processing for publication as a DRDC report, (ii) additional work on the ONR Reverberation Modeling Workshop problems with emphasis on short times; (iii) development of a ray-trace reverberation code to calculate short-time reverberation and fathometer returns; and (iv) development a range-dependent reverberation model based on adiabatic modes and initial testing on a number of problems.

14. KEYWORDS, DESCRIPTORS or IDENTIFIERS (Technically meaningful terms or short phrases that characterize a document and could be helpful in cataloguing the document. They should be selected so that no security classification is required. Identifiers, such as equipment model designation, trade name, military project code name, geographic location may also be included. If possible keywords should be selected from a published thesaurus. e.g. Thesaurus of Engineering and Scientific Terms (TEST) and that thesaurus identified. If it is not possible to select indexing terms which are Unclassified, the classification of each should be indicated as with the title.)

reverberation
clutter
target echo
measurements
modelling
towed arrays
Malta Plateau
Reverberation Modeling Workshop
Clutter '07
BASE '07
bistatic reverberation
coherent scattering loss

This page intentionally left blank.

Defence R&D Canada

Canada's leader in defence
and National Security
Science and Technology

R & D pour la défense Canada

Chef de file au Canada en matière
de science et de technologie pour
la défense et la sécurité nationale



www.drdc-rddc.gc.ca