



Defence Research and
Development Canada Recherche et développement
pour la défense Canada



Power Dozer Demonstration Trial

Geoff G. Coley
Defence R&D Canada – Suffield

Technical Report
DRDC Suffield TR 2002-117
October 2002

Canada

REPRODUCTION QUALITY NOTICE

This document is the best quality available. The copy furnished to DRDKIM contained pages that may have the following quality problems:

- : Pages smaller or Larger than normal
- : Pages with background colour or light coloured printing
- : Pages with small type or poor printing; and or
- : Pages with continuous tone material or colour photographs

Due to various output media available these conditions may or may not cause poor legibility in the hardcopy output you receive.

If this block is checked, the copy furnished to DRDKIM contained pages with colour printing, that when reproduced in Black and White, may change detail of the original copy.

Power Dozer Demonstration Trial

Coley, G G
Defence R&D Canada – Suffield

Terms of release This document contains proprietary information It is provided to the recipient on the understanding that proprietary and patent rights will be respected



Canadian Centre for Mine
Action Technologies

Le Centre canadien des
technologies de déminage


Defence R&D Canada – Suffield

Technical Report

DRDC Suffield TR 2002-117

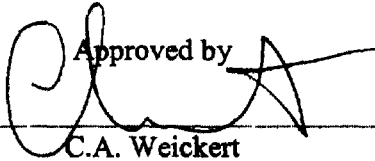
October 2002

Author



Geoff Coley

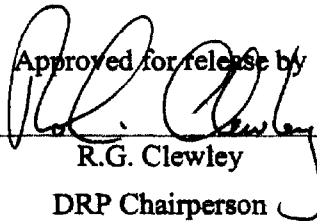
Approved by



C.A. Weickert

HMES

Approved for release by



R.G. Clewley

DRP Chairperson

© Her Majesty the Queen as represented by the Minister of National Defence, 2002

© Sa majeste la reine, représentée par le ministre de la Défense nationale, 2002

Abstract

In November 2001 the Power Dozer was tested at Defence R&D Canada – Suffield in a brief demonstration event. Obstacles and mine simulators were placed in the test area. The Power Dozer successfully moved all targets and obstacles into a berm.

Résumé

En novembre 2001, le Power Dozer a été testé durant une brève démonstration, à R & D pour la défense Canada – Suffield. Des simulateurs d’obstacles et de mines avaient été placés dans la zone des essais et le Power Dozer a réussi à déplacer toutes les cibles et les obstacles dans un berme.

This page intentionally left blank.

Executive summary

In November 2001 the Canadian Centre for Mine Action Technologies tested the Power Dozer at Defence Research and Development Canada – Suffield in a brief demonstration event. Concrete blocks, steel tetrahedrons and a steel “hedgehog” were placed as obstacles, and a series of antitank and antipersonnel mine simulators were placed in the test area. The Power Dozer successfully moved all targets and obstacles into a berm at the side of the processed area. While not an exhaustive test of the machine’s capabilities, this demonstration test provided an opportunity to view the machine’s operation, and to evaluate, in a qualitative sense, the possible application of the Power Dozer for military and humanitarian demining operations.

Coley, G.G. 2002. Power Dozer Demonstration Trial. DRDC Suffield TR 2002-117. Defence R&D Canada – Suffield.

Sommaire

En novembre 2001, le Centre canadien de technologies de déminage a testé le Power Dozer à R & D pour la défense Canada – Suffield, durant une brève démonstration. Des blocs de béton, des tétraèdres de béton et des « hérissons » d'acier avaient été placés pour former des obstacles et une série de simulateurs de mines antichar et antipersonnel avait été aussi placée dans la zone des essais. Le Power Dozer a réussi à déplacer toutes les cibles et les obstacles dans un berme, à côté de la zone traitée. Ces essais incomplets ne démontrent pas les capacités de cette machine, mais les démonstrations ont donné l'occasion d'observer la machine en action et d'évaluer, au sens qualitatif, les applications possibles du Power Dozer durant des opérations de déminage à des fins militaires et humanitaires.

Coley, G.G. 2002. Power Dozer Demonstration Trial. DRDC Suffield TR 2002-117. Defence R&D Canada – Suffield.

Table of contents

Abstract	1
Executive summary	iii
Sommaire	iv
Table of contents	v
List of figures	vi
List of tables	vi
Acknowledgements	vii
1. Power Dozer Test Description	1
2. Power Dozer Test Results	4
3. Applications	7
3.1 Humanitarian Demining Operations	7
3.2 Military Operations	7
4. Summary	8
List of symbols/abbreviations/acronyms/initialisms	9

List of figures

Figure 1. Power Dozer	1
Figure 2. Target Types	2
Figure 3. Target Layout.....	3
Figure 4. Typical Power Dozer Test Conditions.....	4
Figure 5. Antitank Mine Simulator Scratch Gauge “Fuze”	5
Figure 6. Scratch Gauge “Fuze” Calibration Curves	6

List of tables

Table 1. Antitank Mine Simulator Results.....	6
---	---

Acknowledgements

While this evaluation of the Power Dozer was a simple, brief, one day trial, there was considerable preparation and support required. The author wishes to recognize the efforts of Mr. Al Carruthers in looking after the logistical and contractual issues surrounding the trial, and Mr. Darrell Boechler who ensured the availability of simple, rugged antitank mine simulators. Valuable field support on trial day and on the days surrounding the trial was provided by Mr. Russ Fall and Mr. Matt Ceh.

This page intentionally left blank.

1. Power Dozer Test Description

A brief demonstration trial was conducted in which the Caterpillar D8 mounted Power Dozer (see Figure 1) was used against a variety of targets (Figure 2) in virgin Suffield prairie sod. A single pass was made along relatively level ground in which there were

- 5 antitank mine simulators,
- 8 antipersonnel mine simulators,
- 2 concrete block obstacles,
- 2 steel tetrahedron obstacles, and
- 1 steel “hedgehog” obstacle

The targets were laid out as shown in Figure 3. All of the targets were found in the berm along the right hand side of the lane except for those 3 antipersonnel mine simulators which were not found even after digging through the berm with a backhoe.




Figure 1. Power Dozer




Figure 2. Target Types




Figure 3. Target Layout

2. Power Dozer Test Results

Allowing for some of the berm to roll back slightly on both sides of the path, the total area left "clear" by the Power Dozer measured approximately 105m x 6m. Depth ranged from approximately 0.3m to 0.5m. Average depth is estimated to have been approximately 0.4m. The lane was completed in 8 minutes, 45 seconds for an average rate of 72 square metres per minute (or 29 cubic meters per minute at an average depth of 0.4m). Figure 4 shows typical conditions produced during the Power Dozer test.




Figure 4. Typical Power Dozer Test Conditions

Targets were found to have moved forward from their starting positions by anything from 3 to 10 metres. Clearly the distance moved depends on many factors including the forward speed of the system and the initial location of the target. Higher vehicle speed will tend to move the targets further along the lane before being cast into the berm. Targets starting near the left side of the lane (when casting to the right) will tend to travel further along the lane than targets which start near the right side. Other factors will also influence the distance a target is moved. For example, a target which is small, light and easily rolled

may well roll along ahead of the pile more than a target which is caught by the soil being cast to the side. These effects have not been evaluated in detail.

The machine did not appear to have any difficulty with any of the obstacles in the trial, and the hard, dry prairie sod was handled without any apparent trouble. The nature of the antipersonnel mine simulators prevented any determination of whether they had functioned or not, but antipersonnel mines functioning in the vicinity of the Power Dozer blade would be unlikely to cause any damage or injury. The 5 antitank mine simulators were equipped with scratch gauge, spring fuzes (see Figure 5). The scratch gauges showed that the fuzes had been depressed by the amounts shown in Table 1, and the calibration curves for the fuzes are shown in Figure 6. The maximum load experienced by any of the fuzes was only about 66 lbs.




Figure 5. Antitank Mine Simulator Scratch Gauge 'Fuze'

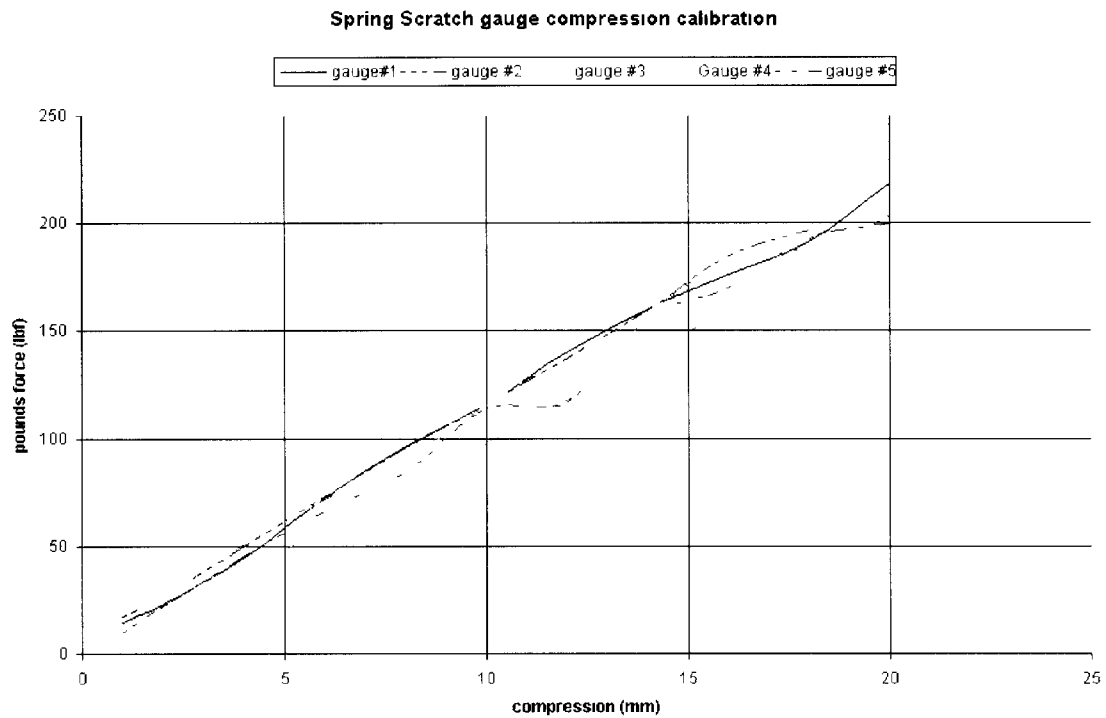


Figure 6. Scratch Gauge "Fuze" Calibration Curves

Table 1. Antitank Mine Simulator Results

ANTITANK SIMULATOR	DEPTH OF BURIAL	FUZE DEPRESSION	LOAD EXPERIENCED (APPROX.)
	<i>(inches)</i>	<i>(inches)</i>	<i>(lbs)</i>
#1	2"	0.135"	38
#2	1"	0.120" **	39
#3	0"	0.124"	41
#4	1"	0.155"	36
#5	2"	0.234"	66

** Antitank mine simulator #2 scratch gauge parts had separated by about 0.11" but a scratch of 0.120" was noted. This may mean that the 0.120" scratch is not representative of the actual fuze depression. The components of the scratch gauge may have become misaligned during use.

3. Applications

3.1 Humanitarian Demining Operations

The utility of the Power Dozer in humanitarian demining might be compromised by several factors. The size, complexity, expense, and logistics burden of the machine might make it impractical in certain demining operations.

One of the advertised uses of the Power Dozer is in topsoil stripping. Unfortunately, in the conversion of minefields back to agricultural land, the topsoil stripping might have negative consequences from a soil fertility point of view. Even with the soil replaced, the mix of topsoil with the underlying soil might significantly diminish the fertility of the soil for agricultural uses.

In casting large amounts of soil to one side, the Power Dozer effectively just moves the (landmine) problem from one location to another. Any landmines or UXOs which are not detonated during the operation may become much more deeply buried and therefore harder to find unless an additional berm processing operation is performed to extract the targets of interest. It is conceivable that a berm processing attachment might be developed which would replace the Power Dozer blade on the same host vehicle. At this time, this is a matter of speculation however, as no such berm processor was available for test.

These considerations would not necessarily eliminate the Power Dozer from all humanitarian demining operations but would be factors to consider before attempting to apply the system in these applications.

3.2 Military Operations

There may be applications for Power Dozer use in military operations. This might include minefield breaching operations, or military engineer tasks. The requirements for such military tasks are well beyond the scope of this report or this test, but it is noted that testing has been conducted under the sponsorship of the US Marine Corps. Further information should be sought from the manufacturer:

Viking Power Dozer Ltd.

Box 204 Viking, AB, Canada, T0B 4N0

780-336-3032

4. Summary

The Power Dozer had no trouble with any of the obstacles used in this trial, and successfully removed all mine simulators to the berm (except for the 3 antipersonnel mine simulators which were not found). Results suggest the ant-tank mine fuzes would have experienced loads ranging from 36 lbs to 66 lbs. These loads are not likely to be sufficient to initiate any antitank mines. Damage susceptibility of the Power Dozer was not evaluated in any way. Ground processing speed under the conditions tested was 8 minutes, 45 seconds for an area 105m x 6m x 0.4m deep (approximately), for a value of 29 cubic metres per minute.

Further information regarding the Power Dozer and other trials which have been conducted should be sought from the manufacturer at:

Viking Power Dozer Ltd.

Box 204 Viking, AB, Canada, T0B 4N0

780-336-3032

List of symbols/abbreviations/acronyms/initialisms

DND	Department of National Defence
DOB	Depth of Burial
CCMAT	Canadian Centre for Mine Action Technologies
m	Metres

UNCLASSIFIED
SECURITY CLASSIFICATION OF FORM
(highest classification of Title, Abstract, Keywords)

DOCUMENT CONTROL DATA		
(Security classification of title, body of abstract and indexing annotation must be entered when the overall document is classified)		
<p>1 ORIGINATOR (the name and address of the organization preparing the document Organizations for who the document was prepared, e g. Establishment sponsoring a contractor's report, or tasking agency, are entered in Section 8)</p> <p>Defence R&D Canada – Suffield PO Box 4000, Station Main Medicine Hat, Alberta T1A 8K6</p>	<p>2 SECURITY CLASSIFICATION (overall security classification of the document, including special warning terms if applicable)</p> <p style="text-align: center; font-size: large;">Unclassified</p>	
<p>3 TITLE (the complete document title as indicated on the title page. Its classification should be indicated by the appropriate abbreviation (S, C or U) in parentheses after the title)</p> <p style="text-align: center; font-size: large;">Power Dozer Demonstration Trial (U)</p>		
<p>4 AUTHORS (Last name, first name, middle initial If military, show rank, e g Doe, Maj John E)</p> <p style="text-align: center; font-size: large;">Coley, Geoff G.</p>		
<p>5 DATE OF PUBLICATION (month and year of publication of document)</p> <p style="text-align: center; font-size: large;">October 2002</p>	<p>6a NO. OF PAGES (total containing information, include Annexes, Appendices, etc) 19</p>	<p>6b. NO OF REFS (total cited in document)</p> <p style="text-align: center; font-size: large;">0</p>
<p>7. DESCRIPTIVE NOTES (the category of the document, e g. technical report, technical note or memorandum If appropriate, enter the type of report, e g. interim, progress, summary, annual or final Give the inclusive dates when a specific reporting period is covered)</p> <p style="text-align: center; font-size: large;">Technical Report</p>		
<p>8. SPONSORING ACTIVITY (the name of the department project office or laboratory sponsoring the research and development Include the address.)</p> <p style="text-align: center; font-size: large;">Canadian Centre for Mine Action Technologies</p>		
<p>9a. PROJECT OR GRANT NO (If appropriate, the applicable research and development project or grant number under which the document was written. Please specify whether project or grant)</p>	<p>9b. CONTRACT NO. (If appropriate, the applicable number under which the document was written)</p>	
<p>10a. ORIGINATOR'S DOCUMENT NUMBER (the official document number by which the document is identified by the originating activity. This number must be unique to this document.)</p> <p style="text-align: center; font-size: large;">DRDC Suffield TR 2002-117</p>	<p>10b. OTHER DOCUMENT NOs. (Any other numbers which may be assigned this document either by the originator or by the sponsor.)</p>	
<p>11. DOCUMENT AVAILABILITY (any limitations on further dissemination of the document, other than those imposed by security classification)</p> <p>(x) Unlimited distribution () Distribution limited to defence departments and defence contractors; further distribution only as approved () Distribution limited to defence departments and Canadian defence contractors; further distribution only as approved () Distribution limited to government departments and agencies; further distribution only as approved () Distribution limited to defence departments, further distribution only as approved () Other (please specify)</p>		
<p>12 DOCUMENT ANNOUNCEMENT (any limitation to the bibliographic announcement of this document This will normally corresponded to the Document Availability (11) However, where further distribution (beyond the audience specified in 11) is possible, a wider announcement audience may be selected)</p> <p style="text-align: center; font-size: large;">Unlimited</p>		

UNCLASSIFIED
SECURITY CLASSIFICATION OF FORM

13. **ABSTRACT** (a brief and factual summary of the document. It may also appear elsewhere in the body of the document itself. It is highly desirable that the abstract of classified documents be unclassified. Each paragraph of the abstract shall begin with an indication of the security classification of the information in the paragraph (unless the document itself is unclassified) represented as (S), (C) or (U). It is not necessary to include here abstracts in both official languages unless the text is bilingual).

In November 2001 the Power Dozer was tested at Defence R&D Canada – Suffield in a brief demonstration event. Obstacles and mine simulators were placed in the test area. The Power Dozer successfully moved all targets and obstacles into a berm.

14. **KEYWORDS, DESCRIPTORS or IDENTIFIERS** (technically meaningful terms or short phrases that characterize a document and could be helpful in cataloguing the document. They should be selected so that no security classification is required. Identifiers, such as equipment model designation, trade name, military project code name, geographic location may also be included. If possible keywords should be selected from a published thesaurus, e.g. Thesaurus of Engineering and Scientific Terms (TEST) and that thesaurus-identified. If it is not possible to select indexing terms which are Unclassified, the classification of each should be indicated as with the title)

Canadian Centre for Mine Action Technologies
Power Dozer
Viking
Test and Evaluation
Mechanical Reproduction Mine
Anti tank landmine
Anti personnel landmine
Humanitarian demining

Defence R&D Canada

Canada's leader in defence
and national security R&D

R & D pour la défense Canada

Chef de file au Canada en R & D
pour la défense et la sécurité nationale

#518654

0518654



www.drdc-rddc.gc.ca